

SASSO 40 round adjustable trim soft acoustic ceiling


048-2820517F 048-2896398 002-90753



Project / Type

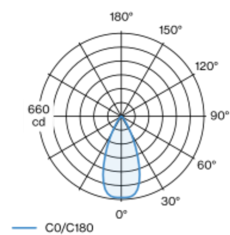
Notes

Count / Date

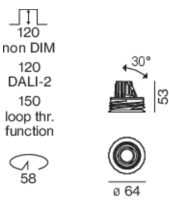


Round recessed spotlight in die-cast aluminium; surface white; 360° rotatable and 30° tiltable; installation without tools in mounting set due to patented ball catch system; round installation housing; with trim traffic black for acoustic ceilings; suitable for ceiling thickness of 2-25 mm; passive cooling of the LEDs through improved heat sink geometry; with COB (Chip on Board) technology for maximum efficiency; no appearance of multiple shadows; light colour 4000 K; binning initial MacAdam ≤ 3 SDCM; CRI ≥ 90; min. 85% of luminous flux after 50000 operating hours; energy efficient LEDs with high CRI; incl. high quality lens system; precise radiation characteristic with 46° beam; degree of protection from below IP40 (from above IP20); PC2; 220-240 V; incl. DALI-2 converter; light source replaceable by an authorized professional; control gear replaceable by an authorized professional;

Light distribution



Product drawing



General

Ceiling | Recessed
tilt max 30°
rotation 360°
white | RAL 9016 ¹
Mounting set traffic black for acoustic ceilings
front IP40 | back IP20
417 lm
fixture 82 lm/W ²

LED

4000 K
CRI ≥ 90
L85 / 50000 h
initial MacAdam ≤ 3 SDCM
R_g: 94 | R_r: 87 | R_{t1-15}: 90
MR 0.86 | MDER 0.78

Optical

flood | beam angle 46°
PstLM ≤ 1.0 ³ | SVM ≤ 0.4 ³

Electrical

DALI-2
PC2 | 220-240 V
system 6.2 W | fixture 5.1 W
12 Vf | 450 mA

Physical

trim
diameter 60 mm | height 50 mm

Cutout

diameter 58 mm
min. ceiling thickness 2 mm | max. ceiling thickness 25 mm
recessed depth 120 mm

¹ RAL code
² incl. consideration of optical losses & internal control unit losses
³ Value of containing product at full load (undimmed)

Installation instructions



Lighting calculator



SASSO 40 round adjustable trim soft acoustic ceiling

048-2820517F 048-2896398 002-90753



Project / Type

Notes

Count / Date

Maintenance Factors

Operating Time [h]	10 000	20 000	30 000	40 000	50 000
LLMF	0.98	0.95	0.92	0.89	0.86
LSF	1	1	1	1	1
MF	LMF × RSMF × LLMF × LSF		RSMF ^a	Room Surface Maintenance Factor	
MF	Maintenance Factor		LLMF	Lamp Lumens Maintenance Factor	
LMF ^a	Luminaire Maintenance Factor		LSF	Lamp Survival Factor	

^a According to "CIE 97, Maintenance of indoor electric lighting systems", 2005, ISBN 3-900-734-34-8. The values must be determined by the planner.

Circuit Breaker Types

Automatic Circuit Breaker Type	Number of Fixtures
B10	72
B16	115
C10	106
C16	170

Components

MOUNTING SET trim for soft acoustic ceilings

COLOUR	Ø (MM)	ARTICLE NUMBER(S)
traffic black for acoustic ceilings	64	048-2896398



POWER SUPPLY

L-W-H (MM)	ARTICLE NUMBER(S)
147-33-23	002-90753

Optional electrical accessories

DIN RAIL POWER SUPPLY

L-W-H (MM)	ARTICLE NUMBER(S)
72-90-63	005-6520210



DIN RAIL LED DRIVER

TYPE	L-W-H (MM)	ARTICLE NUMBER(S)
200-1050 mA 2 x 42W	36-88-59	005-6121030

