

# SASSO 40 round wallwasher/floor trimless soft acoustic ceiling

048-2840019W 048-2896197 002-90743



Project / Type

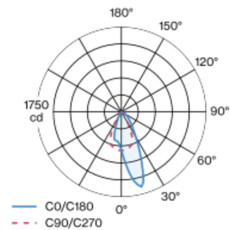
Notes

Count / Date

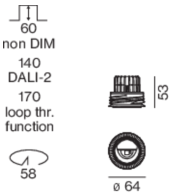


Round recessed spotlight in die-cast aluminium; surface gold dust; 360° rotatable; installation without tools in mounting set due to patented ball catch system; round installation housing; traffic white; for trimless installation in soft acoustic ceilings; passive cooling of the LEDs through improved heat sink geometry; no multiple shadows; light colour 3000 K; binning initial MacAdam ≤ 3 SDCM; CRI ≥ 90; min. 85% of luminous flux after 50000 operating hours; energy efficient LEDs with high CRI; with specially computed, asymmetrical reflector for homogeneous lighting intensity; high quality reflector with micro-faceted, aluminum-vaporised surface; PC2; 220-240 V; incl. DALI-2 converter; light source replaceable by an authorized professional; control gear replaceable by an authorized professional;

## Light distribution



## Product drawing



## General

Ceiling | Recessed

rotation 360°

gold dust | RAL 260-M <sup>1</sup>

Mounting set traffic white

IP20

991 lm

fixture 112 lm/W <sup>2</sup>

## LED

3000 K

CRI ≥ 90

L85 / 50000 h

initial MacAdam ≤ 3 SDCM

R<sub>g</sub>: 99 | R<sub>r</sub>: 91 | R<sub>(1-15)</sub>: 89

MR 0.61 | MDER 0.55

## Optical

wallwasher floor

PstLM ≤ 1.0 <sup>3</sup> | SVM ≤ 0.4 <sup>3</sup>

## Electrical

DALI-2

PC2 | 220-240 V

system 10.8 W | fixture 8.9 W

36 Vf | 250 mA

## Physical

trimless

diameter 56 mm | height 51 mm

## Cutout

diameter 58 mm

recessed depth 120 mm

<sup>1</sup> RAL code  
<sup>2</sup> incl. consideration of optical losses & internal control unit losses  
<sup>3</sup> Value of containing product at full load (undimmed)

## Installation instructions



## Lighting calculator



# SASSO 40 round wallwasher/floor trimless soft acoustic ceiling

048-2840019W 048-2896197 002-90743



Project / Type

Notes

Count / Date

## Maintenance Factors

Operating Time [h]	10 000	20 000	30 000	40 000	50 000
LLMF	0.982	0.954	0.926	0.899	0.873
LSF	1	1	1	1	1
MF	LMF × RSMF × LLMF × LSF		RSMF <sup>a</sup>	Room Surface Maintenance Factor	
MF	Maintenance Factor		LLMF	Lamp Lumens Maintenance Factor	
LMF <sup>a</sup>	Luminaire Maintenance Factor		LSF	Lamp Survival Factor	

<sup>a</sup> According to "CIE 97, Maintenance of indoor electric lighting systems", 2005, ISBN 3-900-734-34-8. The values must be determined by the planner.

## Circuit Breaker Types

Automatic Circuit Breaker Type	Number of Fixtures
B10	72
B16	115
C10	106
C16	170

## Components

### MOUNTING SET trimless for soft acoustic ceilings

COLOUR	Ø (MM)	ARTICLE NUMBER(S)
traffic white	64	048-2896197



### POWER SUPPLY

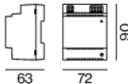
L-W-H (MM)	ARTICLE NUMBER(S)
147-33-23	002-90743



## Optional electrical accessories

### DIN RAIL POWER SUPPLY

L-W-H (MM)	ARTICLE NUMBER(S)
72-90-63	005-6520210



### DIN RAIL LED DRIVER

TYPE	L-W-H (MM)	ARTICLE NUMBER(S)
2×42W   48V DC   UOUT 10–40V	36-88-59	005-6121030

