

# SASSO 100 square adjustable


ceiling  
048-33102119M



Project / Type

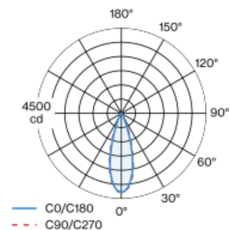
Notes

Count / Date

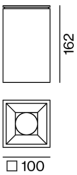


Square ceiling mounted spotlight made of aluminium; surface black powder coated; Inner colour lacquered in gold; 20° tiltable; luminaire housing can be attached to mounting plate without tools by interlock; passive cooling of the LEDs through improved heat sink geometry; with COB (Chip on Board) technology for maximum efficiency; no appearance of multiple shadows; light colour 3500 K; binning initial MacAdam  $\leq 2$  SDCM; CRI  $\geq 90$ ; min. 80% of luminous flux after 50000 operating hours; energy efficient LEDs with high CRI; incl. high quality lens system; precise radiation characteristic with 31°x33° beam; UGR  $\leq 16$ ; VDU compatible workplace luminaire according to DIN EN 12464-1; luminance above 65°  $\leq 1500$  cd/m<sup>2</sup>; degree of protection IP20; PC1; 220-240 V; incl. converter, non dimmable; converter integrated into spotlight head; luminaire for through wiring; light source replaceable by an authorized professional; control gear replaceable by an authorized professional;

## Light distribution



## Product drawing



## General

Ceiling | Surface

tilt max 20°

black | RAL 9005 <sup>1</sup>

Inner colour gold

IP20

1470 lm

## LED

3500 K

CRI  $\geq 90$

L80 / 50000 h

initial MacAdam  $\leq 2$  SDCM

R<sub>g</sub>: 99 | R<sub>f</sub>: 90 | R<sub>t(1-15)</sub>: 89

MR 0.7 | MDER 0.64

## Optical

medium | beam angle 31°x33°

UGR  $\leq 16$  |  $\geq 65^\circ$   $< 1500$  cd/m<sup>2</sup>

PstLM  $\leq 1.0$  <sup>2</sup> | SVM  $\leq 0.4$  <sup>2</sup>

## Electrical

non DIM

PC1 | 220-240 V

system 17.9 W

system 82 lm/W <sup>3</sup>

## Physical

length 100 mm | width 100 mm | height 162 mm

<sup>1</sup> RAL code <sup>2</sup> Value of containing product at full load (undimmed)  
<sup>3</sup> incl. consideration of optical losses, internal control unit losses & operating device efficiency

## Lighting calculator



SASSO 100 square adjustable  
ceiling  
048-33102119M



Project / Type \_\_\_\_\_

Notes \_\_\_\_\_

Count / Date \_\_\_\_\_

Maintenance Factors

| Operating Time [h] | 10 000                       | 20 000 | 30 000            | 40 000                          | 50 000 |
|--------------------|------------------------------|--------|-------------------|---------------------------------|--------|
| LLMF               | 0.964                        | 0.923  | 0.884             | 0.847                           | 0.811  |
| LSF                | 1                            | 1      | 1                 | 1                               | 1      |
| MF                 | LMF × RSMF × LLMF × LSF      |        | RSMF <sup>a</sup> | Room Surface Maintenance Factor |        |
| MF                 | Maintenance Factor           |        | LLMF              | Lamp Lumens Maintenance Factor  |        |
| LMF <sup>a</sup>   | Luminaire Maintenance Factor |        | LSF               | Lamp Survival Factor            |        |

<sup>a</sup> According to "CIE 97, Maintenance of indoor electric lighting systems", 2005, ISBN 3-900-734-34-8. The values must be determined by the planner.

Circuit Breaker Types

| Automatic Circuit Breaker Type | Number of Fixtures |
|--------------------------------|--------------------|
| B13                            | 40                 |
| B16                            | 50                 |
| B20                            | 62                 |
| C13                            | 67                 |
| C16                            | 85                 |
| C20                            | 104                |

