

# SASSO 100 square adjustable

ceiling


048-33101317S



Project / Type

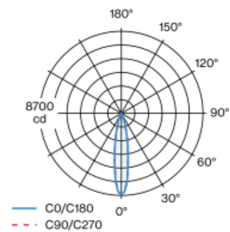
Notes

Count / Date

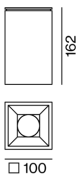


Square ceiling mounted spotlight made of aluminium; surface jet black powder coated; Inner colour lacquered in white; 20° tiltable; luminaire housing can be attached to mounting plate without tools by interlock; passive cooling of the LEDs through improved heat sink geometry; with COB (Chip on Board) technology for maximum efficiency; no appearance of multiple shadows; light colour 4000 K; binning initial MacAdam  $\leq 2$  SDCM; CRI  $\geq 90$ ; min. 80% of luminous flux after 50000 operating hours; energy efficient LEDs with high CRI; incl. high quality lens system; precise radiation characteristic with 19° beam; UGR  $\leq 16$ ; degree of protection IP20; PC1; 220-240 V; incl. DALI-2 converter; flicker-free visual comfort through analogue current control (minimum value 1%); converter integrated into spotlight head; luminaire for through wiring; light source replaceable by an authorized professional; control gear replaceable by an authorized professional;

## Light distribution



## Product drawing



### General

Ceiling | Surface

tilt max 20°

jet black | RAL 9005 <sup>1</sup>

Inner colour white

IP20

1560 lm

### LED

4000 K

CRI  $\geq 90$

L80 / 50000 h

initial MacAdam  $\leq 2$  SDCM

R<sub>g</sub>: 98 | R<sub>f</sub>: 90 | R<sub>t(1-15)</sub>: 88

MR 0.8 | MDER 0.72

### Optical

spot | beam angle 19°

UGR  $\leq 16$

### Electrical

DALI-2 | 1 DALI Addr.

PC1 | 220-240 V

system 17.9 W

system 87 lm/W <sup>2</sup>

### Physical

length 100 mm | width 100 mm | height 162 mm

1.1 kg

<sup>1</sup> RAL code  
<sup>2</sup> incl. consideration of optical losses, internal control unit losses & operating device efficiency

## Installation instructions



## Lighting calculator



# SASSO 100 square adjustable

ceiling

048-33101317S



Project / Type

Notes

Count / Date

## Maintenance Factors

Operating Time [h]	10 000	20 000	30 000	40 000	50 000
LLMF	0.964	0.923	0.884	0.847	0.811
LSF	1	1	1	1	1
MF	LMF × RSMF × LLMF × LSF		RSMF <sup>a</sup>	Room Surface Maintenance Factor	
MF	Maintenance Factor		LLMF	Lamp Lumens Maintenance Factor	
LMF <sup>a</sup>	Luminaire Maintenance Factor		LSF	Lamp Survival Factor	

<sup>a</sup> According to "CIE 97, Maintenance of indoor electric lighting systems", 2005, ISBN 3-900-734-34-8. The values must be determined by the planner.

## Circuit Breaker Types

Automatic Circuit Breaker Type	Number of Fixtures
B13	40
B16	50
B20	62
C13	67
C16	85
C20	104

