

# VELA 300 direct / indirect soft

surface


073-1138D37K



Project / Type

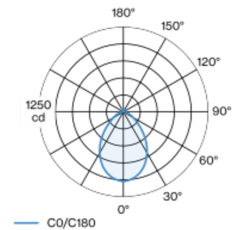
Notes

Count / Date

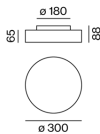


Round luminaire housing in aluminium, rolled profile, seamlessly welded; surface white powder coated; highly reflective coating for improved efficiency; suitable for wall or ceiling mounting; convenient quick mounting system without tools; microprismatic PMMA cover; completely homogeneous illumination; direct / indirect radiation characteristic for additional accentuation of the ceiling; light colour tunable white; binning initial MacAdam  $\leq 3$  SDCM; CRI  $\geq 80$ ; min. 90% of luminous flux after 50000 operating hours; energy efficient LEDs with high CRI; luminaire with 2 cable openings and plug-in terminal for through wiring; degree of protection IP40; PC1; 220-240 V; internal wiring in light halogen free; incl. converter, non dimmable; light source replaceable by an authorized professional; control gear replaceable by an authorized professional;

## Light distribution



## Product drawing



### General

Ceiling / Wall | Surface

white | RAL 9010 <sup>1</sup>

IP40

indirect 104 lm | direct 1830 lm

total 1930 lm

### LED

tunable white | 2700 K - 6500 K

CRI  $\geq 80$

L90 / 50000 h

initial MacAdam  $\leq 3$  SDCM

MR 0.48 | MDER 0.44

### Optical

Microprismatic | microprismatic

PstLM  $\leq 1.0$  <sup>2</sup> | SVM  $\leq 0.4$  <sup>2</sup>

### Electrical

DALI-2 DT8 | 1 DALI Addr.

PC1 | 220-240 V

system 17.3 W

system 112 lm/W <sup>3</sup>

### Physical

diameter 300 mm | height 88 mm

1.6 kg

<sup>1</sup> RAL code <sup>2</sup> Value of containing product at full load (undimmed)  
<sup>3</sup> incl. consideration of optical losses, internal control unit losses & operating device efficiency

## Installation instructions



# VELA 300 direct / indirect soft

surface  
073-1138D37K



Project / Type

Notes

Count / Date

## Maintenance Factors

Operating Time [h]	10 000	20 000	30 000	40 000	50 000
LLMF	0.98	0.96	0.94	0.92	0.9
LSF	1	1	1	1	1
MF	LMF × RSMF × LLMF × LSF		RSMF <sup>a</sup>	Room Surface Maintenance Factor	
MF	Maintenance Factor		LLMF	Lamp Lumens Maintenance Factor	
LMF <sup>a</sup>	Luminaire Maintenance Factor		LSF	Lamp Survival Factor	

<sup>a</sup> According to "CIE 97, Maintenance of indoor electric lighting systems", 2005, ISBN 3-900-734-34-8. The values must be determined by the planner.

## Circuit Breaker Types

Automatic Circuit Breaker Type	Number of Fixtures
B10	24
B13	31
B16	38
B20	48
C10	40
C13	56
C16	64
C20	80

