

SASSO 60 round downlight

trim 2 lamps


048-2602219W 048-2698317 002-90771



Project / Type

Notes

Count / Date

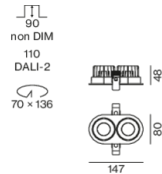


Round recessed spotlight in die-cast aluminium; 2 lamps; surface gold dust; installation without tools in mounting set due to patented ball catch system; oval installation housing; with trim traffic white; suitable for ceiling thickness of 2-25 mm; passive cooling of the LEDs through improved heat sink geometry; with COB (Chip on Board) technology for maximum efficiency; no appearance of multiple shadows; light colour 3500 K; binning initial MacAdam ≤ 2 SDCM; CRI ≥ 90 ; min. 80% of luminous flux after 50000 operating hours; energy efficient LEDs with high CRI; incl. high quality lens system; precise radiation characteristic with 56° beam; degree of protection from below IP44 (from above IP20); PC2; 220-240 V; incl. converter, non dimmable; light source replaceable by an authorized professional; control gear replaceable by an authorized professional;

Light distribution



Product drawing



General

Ceiling | Recessed

rotation 360°

gold dust | RAL 260-M

Mounting set traffic white

front IP44 | back IP20

2080 lm

fixture 98 lm/W ¹

LED

3500 K

CRI ≥ 90

L80 / 50000 h

initial MacAdam ≤ 2 SDCM

R_g: 99 | R_r: 90 | R_{t(1-15)}: 89

MR 0.7 | MDER 0.64

Optical

wide flood | beam angle 56°

PstLM ≤ 1.0 ² | SVM ≤ 0.4 ²

Electrical

non DIM

PC2 | 220-240 V

system 25.0 W | fixture 10.6 W

total fixtures 21.3 W

36 Vf | 300 mA

Physical

trim

length 147 mm | width 80 mm | height 48 mm

0.3 kg

Cutout

diameter 70 mm | length 70 mm | width 136 mm

min. ceiling thickness 2 mm | max. ceiling thickness 25 mm

recessed depth 90 mm

¹ incl. consideration of optical losses & internal control unit losses
² Value of containing product at full load (undimmed)

Installation instructions



Lighting calculator



SASSO 60 round downlight

trim 2 lamps

048-2602219W 048-2698317 002-90771



Project / Type

Notes

Count / Date

Maintenance Factors

Operating Time [h]	10 000	20 000	30 000	40 000	50 000
LLMF	0.964	0.923	0.884	0.847	0.811
LSF	1	1	1	1	1
MF	LMF × RSMF × LLMF × LSF		RSMF ^a Room Surface Maintenance Factor		
MF	Maintenance Factor		LLMF Lamp Lumens Maintenance Factor		
LMF ^a	Luminaire Maintenance Factor		LSF Lamp Survival Factor		

^a According to "CIE 97, Maintenance of indoor electric lighting systems", 2005, ISBN 3-900-734-34-8. The values must be determined by the planner.

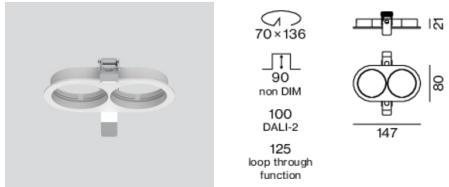
Circuit Breaker Types

Automatic Circuit Breaker Type	Number of Fixtures
B10	43
B13	55
B16	68
B20	85
C10	72
C13	94
C16	116
C20	145

Components

MOUNTING SET with trim 2 lamps

TYPE for intermediate ceilings	COLOUR traffic white	L-W-H (MM) 147-80-21	ARTICLE NUMBER(S) 048-2698317
-----------------------------------	-------------------------	-------------------------	----------------------------------



POWER SUPPLY

L-W-H (MM) 85-40-22	ARTICLE NUMBER(S) 002-90771
------------------------	--------------------------------



Optional electrical accessories

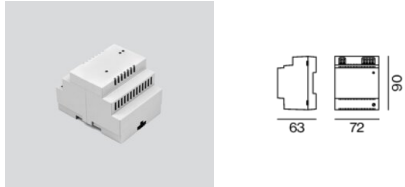
DIN RAIL LED DRIVER

L-W-H (MM) 36-88-59	ARTICLE NUMBER(S) 005-6121030
------------------------	----------------------------------



DIN RAIL POWER SUPPLY

L-W-H (MM) 72-90-63	ARTICLE NUMBER(S) 005-6520210
------------------------	----------------------------------



SASSO 60 round downlight

trim 2 lamps

048-2602219W 048-2698317 002-90771



Project / Type

Notes

Count / Date

Optional electrical accessories

POWER SUPPLY PRE-WIRED with junction box

ARTICLE NUMBER(S)

002-90790A

002-90748A

002-90771A

002-90742A



Optional electrical accessories

POWER SUPPLY PRE-WIRED with loop through function

L-W-H (MM)

185-30-21

185-30-21

ARTICLE NUMBER(S)

002-90770

002-90747



Electrical accessories

THROUGH WIRING CONNECTION BOX

TYPE

non DIM cable ø 4 – 12 mm

105-58-30

ARTICLE NUMBER(S)

005-2531110

DALI cable ø 4 – 12 mm

105-58-30

005-2551110



Colour rendering



SASSO 60 round downlight

trim 2 lamps

048-2602219W 048-2698317 002-90771

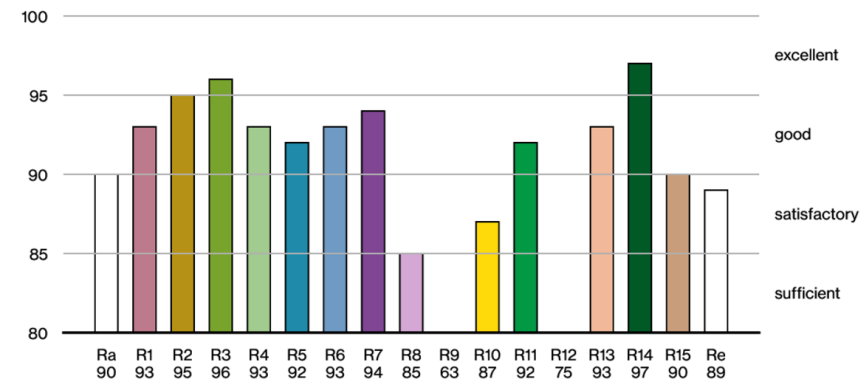


Project / Type

Notes

Count / Date

CRI/R_a ≥ 92 R_e ≥ 89 (3500 K)



TM30 colour vector graphic



The black line represents the black body reference. The red line indicates the results of the test light source. The deviation from the test light source to the reference is shown and is marked by arrows. The shorter the arrows, the higher the color rendering.

