

SASSO 60 square downlight

trim

048-2612017W 048-2697318 002-90771



Project / Type

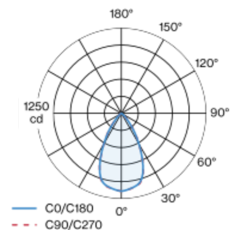
Notes

Count / Date

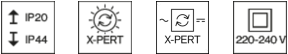
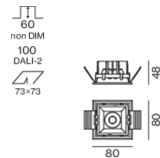


Recessed square spotlight in die-cast aluminium; 1 lamp; surface traffic white; installation without tools in mounting set due to patented ball catch system; square installation housing; with trim jet black; suitable for ceiling thickness of 2-25 mm; passive cooling of the LEDs through improved heat sink geometry; with COB (Chip on Board) technology for maximum efficiency; no appearance of multiple shadows; light colour 3000 K; binning initial MacAdam ≤ 2 SDCM; CRI ≥ 90 ; min. 80% of luminous flux after 50000 operating hours; energy efficient LEDs with high CRI; incl. high quality lens system; precise radiation characteristic with 57° beam; degree of protection from below IP44 (from above IP20); PC2; 220-240 V; incl. converter, non dimmable; through wiring connection box, 3-pole or 5-pole, available as an accessory; accessories are listed separately; light source replaceable by an authorized professional; control gear replaceable by an authorized professional;

Light distribution



Product drawing



General

Ceiling | Recessed

traffic white | RAL 9016

Mounting set jet black

front IP44 | back IP20

1090 lm

fixture 102 lm/W ¹

LED

3000 K

CRI ≥ 90

L80 / 50000 h

initial MacAdam ≤ 2 SDCM

R_g: 99 | R_f: 90 | R_{t(1-15)}: 87

MR 0.6 | MDER 0.54

Optical

wide flood | beam angle 57°

PstLM ≤ 1.0 ² | SVM ≤ 0.4 ²

Electrical

non DIM

PC2 | 220-240 V

system 12.5 W | fixture 10.6 W

36 Vf | 300 mA

Physical

trim

length 80 mm | width 80 mm | height 48 mm

0.86 kg

Cutout

length 73 mm | width 73 mm

min. ceiling thickness 2 mm | max. ceiling thickness 25 mm

recessed depth 60 mm

¹ incl. consideration of optical losses & internal control unit losses
² Value of containing product at full load (undimmed)

Installation instructions



Lighting calculator



trim

048-2612017W 048-2697318 002-90771



Project / Type

Notes

Count / Date

Maintenance Factors

Operating Time [h]	10 000	20 000	30 000	40 000	50 000
LLMF	0.964	0.923	0.884	0.847	0.811
LSF	1	1	1	1	1

MF	LMF × RSMF × LLMF × LSF	RSMF ^a	Room Surface Maintenance Factor
MF	Maintenance Factor	LLMF	Lamp Lumens Maintenance Factor
LMF ^a	Luminaire Maintenance Factor	LSF	Lamp Survival Factor

^a According to "CIE 97, Maintenance of indoor electric lighting systems", 2005, ISBN 3-900-734-34-8. The values must be determined by the planner.

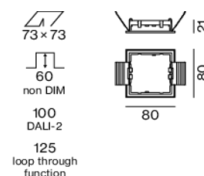
Circuit Breaker Types

Automatic Circuit Breaker Type	Number of Fixtures
B10	43
B13	55
B16	68
B20	85
C10	72
C13	94
C16	116
C20	145

Components

MOUNTING SET with trim 1 lamp

TYPE for intermediate ceilings	COLOUR jet black	L-W-H (MM) 80-80-21	ARTICLE NUMBER(S) 048-2697318
------------------------------------------	----------------------------	-------------------------------	-----------------------------------------



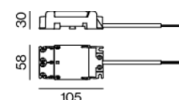
POWER SUPPLY

L-W-H (MM) 85-40-22 ARTICLE NUMBER(S) 002-90771

Mounting accessories

THROUGH WIRING CONNECTION BOX

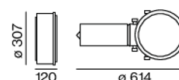
TYPE	L-W-H (MM)	ARTICLE NUMBER(S)
non DIM cable ø 4 – 12 mm	105-58-30	005-2531110
DALI cable ø 4 – 12 mm	105-58-30	005-2551110



Mounting accessories

PRIMED CONCRETE MOUNTING HOUSING

L-W-H (MM) 614-307-120 ARTICLE NUMBER(S) 048-2695110



[048-2612017W 048-2697318 002-90771"] The technical data represent rated values for an ambient temperature of 25°C. The data values for the luminous flux are initially subject to a tolerance of +/- 10%, those for the electrical connected load are initially subject to a tolerance of +/- 10%, and those for the colour temperature are initially subject to a tolerance of +/- 150 K. No liability is assumed for typographical or printing errors. The general terms and conditions of XAL GmbH apply.

© XAL GmbH · Auer-Welsbach-Gasse 36 · 8055 Graz · Austria · www.xal.com

08.08.2025

SASSO 60 square downlight

trim

048-2612017W 048-2697318 002-90771



Project / Type

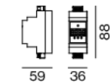
Notes

Count / Date

Optional electrical accessories

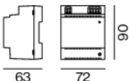
DIN RAIL LED DRIVER

L-W-H (MM)	ARTICLE NUMBER(S)
36-88-59	005-6121030



DIN RAIL POWER SUPPLY

L-W-H (MM)	ARTICLE NUMBER(S)
72-90-63	005-6520210



Optional electrical accessories

POWER SUPPLY PRE-WIRED with junction box

ARTICLE NUMBER(S)
002-90790A
002-90748A
002-90771A
002-90742A



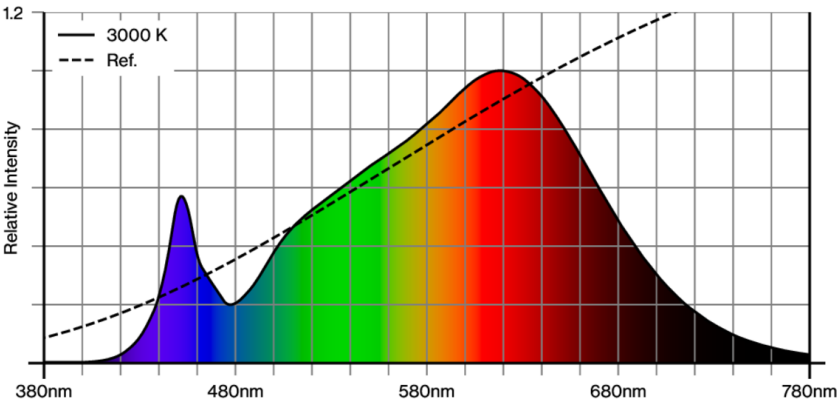
Optional electrical accessories

POWER SUPPLY PRE-WIRED with loop through function

L-W-H (MM)	ARTICLE NUMBER(S)
185-30-21	002-90770
185-30-21	002-90747



Colour rendering



SASSO 60 square downlight

trim

048-2612017W 048-2697318 002-90771

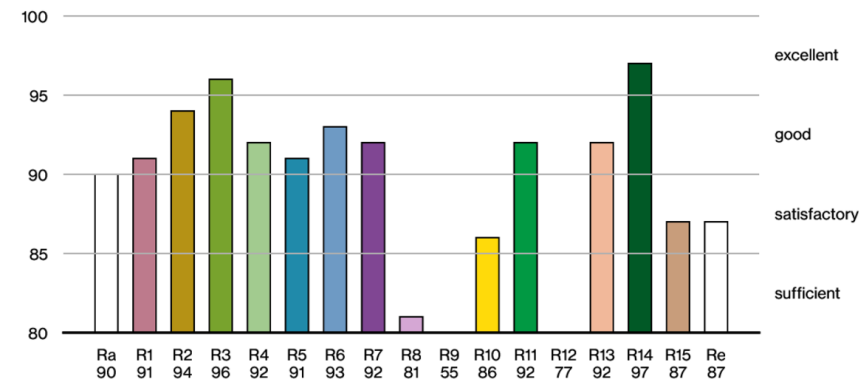


Project / Type

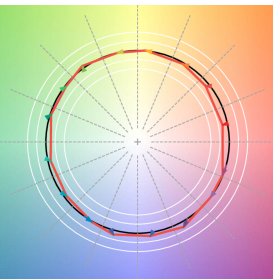
Notes

Count / Date

CRI/R_a ≥ 91 R_e ≥ 87 (3000 K)



TM30 colour vector graphic



The black line represents the black body reference. The red line indicates the results of the test light source. The deviation from the test light source to the reference is shown and is marked by arrows. The shorter the arrows, the higher the color rendering.

