

# SASSO 60 square downlight

trim 2 lamps


048-2612117F 048-2699318 002-90771



Project / Type

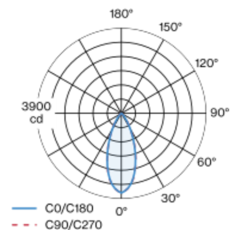
Notes

Count / Date

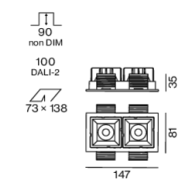


Recessed square spotlight in die-cast aluminium; 2 lamps; surface traffic white; installation without tools in mounting set due to patented ball catch system; rectangular installation housing; with trim jet black; suitable for ceiling thickness of 2-25 mm; passive cooling of the LEDs through improved heat sink geometry; with COB (Chip on Board) technology for maximum efficiency; no appearance of multiple shadows; light colour 4000 K; binning initial MacAdam  $\leq 2$  SDCM; CRI  $\geq 90$ ; min. 80% of luminous flux after 50000 operating hours; energy efficient LEDs with high CRI; incl. high quality lens system; precise radiation characteristic with 41° beam; degree of protection from below IP44 (from above IP20); PC2; 220-240 V; incl. converter, non dimmable; through wiring connection box, 3-pole or 5-pole, available as an accessory; accessories are listed separately; light source replaceable by an authorized professional; control gear replaceable by an authorized professional;

## Light distribution



## Product drawing



## General

Ceiling | Recessed

traffic white | RAL 9016

Mounting set jet black

front IP44 | back IP20

2160 lm

fixture 102 lm/W <sup>1</sup>

## LED

4000 K

CRI  $\geq 90$

L80 / 50000 h

initial MacAdam  $\leq 2$  SDCM

R<sub>g</sub>: 98 | R<sub>f</sub>: 90 | R<sub>t-15</sub>: 88

MR 0.8 | MDER 0.72

## Optical

flood | beam angle 41°

PstLM  $\leq 1.0$  <sup>2</sup> | SVM  $\leq 0.4$  <sup>2</sup>

## Electrical

non DIM

PC2 | 220-240 V

system 25.0 W | fixture 10.6 W

total fixtures 21.3 W

36 Vf | 300 mA

## Physical

trim

length 147 mm | width 81 mm | height 48 mm

0.29 kg

## Cutout

length 138 mm | width 73 mm

min. ceiling thickness 2 mm | max. ceiling thickness 25 mm

recessed depth 90 mm

<sup>1</sup> incl. consideration of optical losses & internal control unit losses  
<sup>2</sup> Value of containing product at full load (undimmed)

## Installation instructions



## Lighting calculator



# SASSO 60 square downlight

trim 2 lamps

048-2612117F 048-2699318 002-90771



Project / Type

Notes

Count / Date

## Maintenance Factors

Operating Time [h]	10 000	20 000	30 000	40 000	50 000
LLMF	0.964	0.923	0.884	0.847	0.811
LSF	1	1	1	1	1
MF	LMF × RSMF × LLMF × LSF		RSMF <sup>a</sup> Room Surface Maintenance Factor		
MF	Maintenance Factor		LLMF Lamp Lumens Maintenance Factor		
LMF <sup>a</sup>	Luminaire Maintenance Factor		LSF Lamp Survival Factor		

<sup>a</sup> According to "CIE 97, Maintenance of indoor electric lighting systems", 2005, ISBN 3-900-734-34-8. The values must be determined by the planner.

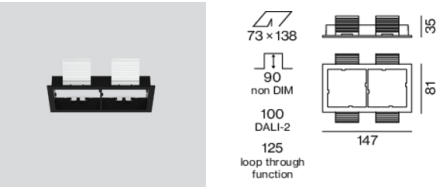
## Circuit Breaker Types

Automatic Circuit Breaker Type	Number of Fixtures
B10	43
B13	55
B16	68
B20	85
C10	72
C13	94
C16	116
C20	145

## Components

### MOUNTING SET with trim 2 lamps

TYPE for intermediate ceilings	COLOUR jet black	L·W·H (MM) 147·81·35	ARTICLE NUMBER(S) 048-2699318
-----------------------------------	---------------------	-------------------------	----------------------------------



### POWER SUPPLY

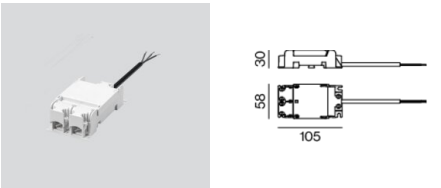
L·W·H (MM) 85·40·22	ARTICLE NUMBER(S) 002-90771
------------------------	--------------------------------



## Mounting accessories

### THROUGH WIRING CONNECTION BOX

TYPE non DIM cable ø 4 – 12 mm DALI cable ø 4 – 12 mm	L·W·H (MM) 105·58·30 105·58·30	ARTICLE NUMBER(S) 005-2531110 005-2551110
-------------------------------------------------------------	--------------------------------------	-------------------------------------------------



# SASSO 60 square downlight

trim 2 lamps

048-2612117F 048-2699318 002-90771



Project / Type

Notes

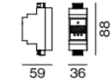
Count / Date

## Optional electrical accessories

### DIN RAIL LED DRIVER

L-W-H (MM)  
36-88-59

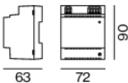
ARTICLE NUMBER(S)  
005-6121030



### DIN RAIL POWER SUPPLY

L-W-H (MM)  
72-90-63

ARTICLE NUMBER(S)  
005-6520210



## Optional electrical accessories

### POWER SUPPLY PRE-WIRED with junction box

ARTICLE NUMBER(S)  
002-90790A  
002-90748A  
002-90771A  
002-90742A



## Optional electrical accessories

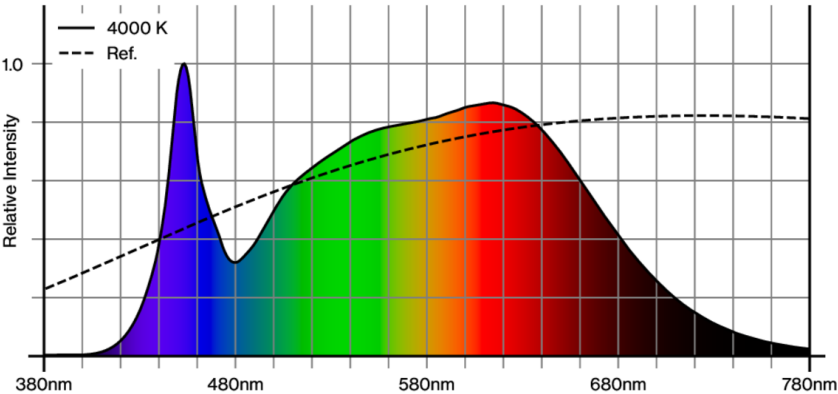
### POWER SUPPLY PRE-WIRED with loop through function

L-W-H (MM)  
185-30-21  
185-30-21

ARTICLE NUMBER(S)  
002-90770  
002-90747



## Colour rendering



# SASSO 60 square downlight

trim 2 lamps

048-2612117F 048-2699318 002-90771

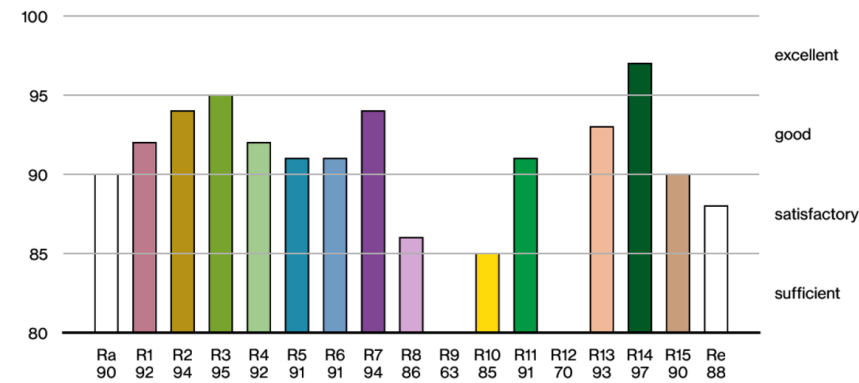


Project / Type

Notes

Count / Date

CRI/R<sub>a</sub> ≥ 91 R<sub>e</sub> ≥ 88 (4000 K)



## TM30 colour vector graphic



The black line represents the black body reference. The red line indicates the results of the test light source. The deviation from the test light source to the reference is shown and is marked by arrows. The shorter the arrows, the higher the color rendering.

