

SASSO 60 square downlight

trimless


048-2612019F 048-2697117 002-90771



Project / Type

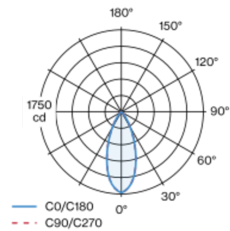
Notes

Count / Date

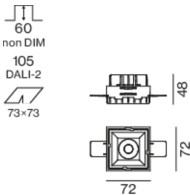


Recessed square spotlight in die-cast aluminium; 1 lamp; surface gold; installation without tools in mounting set due to patented ball catch system; square installation housing; for trimless installation in plasterboard ceilings; suitable for ceiling thickness of 12.5/15/25 mm; passive cooling of the LEDs through improved heat sink geometry; with COB (Chip on Board) technology for maximum efficiency; no appearance of multiple shadows; light colour 3000 K; binning initial MacAdam ≤ 2 SDCM; CRI ≥ 90 ; min. 80% of luminous flux after 50000 operating hours; energy efficient LEDs with high CRI; incl. high quality lens system; precise radiation characteristic with 41° beam; UGR ≤ 19 ; VDU compatible workplace luminaire according to DIN EN 12464-1; luminance above 65° ≤ 3000 cd/m²; degree of protection from below IP44 (from above IP20); PC2; 220-240 V; incl. converter, non dimmable; through wiring connection box, 3-pole or 5-pole, available as an accessory; accessories are listed separately; light source replaceable by an authorized professional; control gear replaceable by an authorized professional;

Light distribution



Product drawing



General

Ceiling | Recessed
gold | RAL 260-M ¹
Mounting set traffic white
front IP44 | back IP20
983 lm
fixture 92 lm/W ²

LED

3000 K
CRI ≥ 90
L80 / 50000 h
initial MacAdam ≤ 2 SDCM
R_g: 99 | R_f: 90 | R_{t(1-15)}: 87
MR 0.6 | MDER 0.54

Optical

flood | beam angle 41°
UGR ≤ 19 | $\geq 65^\circ < 3000$ cd/m²
PstLM ≤ 1.0 ³ | SVM ≤ 0.4 ³

Electrical

non DIM
PC2 | 220-240 V
system 12.5 W | fixture 10.6 W
36 Vf | 300 mA

Physical

trimless
length 72 mm | width 72 mm | height 48 mm
0.25 kg

Cutout

length 73 mm | width 73 mm
min. ceiling thickness 12.5 mm | max. ceiling thickness 25 mm
recessed depth 60 mm

¹ RAL code
² incl. consideration of optical losses & internal control unit losses
³ Value of containing product at full load (undimmed)

Installation instructions



Lighting calculator

