

# SASSO 60 square downlight

trim

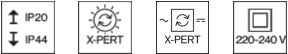
048-2612911M 048-2697318 002-90771



Project / Type

Notes

Count / Date



### General

Ceiling | Recessed

jet black | RAL 9005

Mounting set jet black

front IP44 | back IP20

971 lm

fixture 91 lm/W <sup>1</sup>

### LED

2700 K

CRI ≥ 90

L80 / 50000 h

initial MacAdam ≤ 2 SDCM

R<sub>g</sub>: 97 | R<sub>f</sub>: 91 | R<sub>(1-15)</sub>: 87

MR 0.52 | MDER 0.47

### Optical

medium | beam angle 27°

UGR ≤ 16

PstLM ≤ 1.0 <sup>2</sup> | SVM ≤ 0.4 <sup>2</sup>

### Electrical

non DIM

PC2 | 220-240 V

system 12.5 W | fixture 10.6 W

36 Vf | 300 mA

### Physical

trim

length 80 mm | width 80 mm | height 48 mm

0.86 kg

### Cutout

length 73 mm | width 73 mm

min. ceiling thickness 2 mm | max. ceiling thickness 25 mm

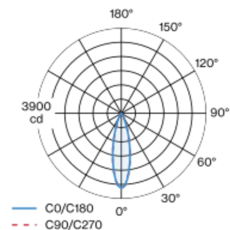
recessed depth 60 mm

<sup>1</sup> incl. consideration of optical losses & internal control unit losses

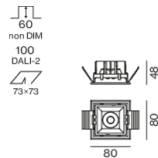
<sup>2</sup> Value of containing product at full load (undimmed)

Recessed square spotlight in die-cast aluminium; 1 lamp; surface jet black; installation without tools in mounting set due to patented ball catch system; square installation housing; with trim jet black; suitable for ceiling thickness of 2-25 mm; passive cooling of the LEDs through improved heat sink geometry; with COB (Chip on Board) technology for maximum efficiency; no appearance of multiple shadows; light colour 2700 K; binning initial MacAdam ≤ 2 SDCM; CRI ≥ 90; min. 80% of luminous flux after 50000 operating hours; energy efficient LEDs with high CRI; incl. high quality lens system; precise radiation characteristic with 27° beam; UGR ≤ 16; degree of protection from below IP44 (from above IP20); PC2; 220-240 V; incl. converter, non dimmable; through wiring connection box, 3-pole or 5-pole, available as an accessory; accessories are listed separately; light source replaceable by an authorized professional; control gear replaceable by an authorized professional;

### Light distribution



### Product drawing



### Installation instructions



### Lighting calculator





trim

048-2612911M 048-2697318 002-90771



Project / Type

## Notes

Count / Date

## Maintenance Factors

Operating Time [h]		10 000	20 000	30 000	40 000	50 000
LLMF		0.964	0.923	0.884	0.847	0.811
LSF		1	1	1	1	1
MF	LMF × RSMF × LLMF × LSF			RSMF <sup>a</sup>	Room Surface Maintenance Factor	
MF	Maintenance Factor			LLMF	Lamp Lumens Maintenance Factor	
LMF <sup>a</sup>	Luminaire Maintenance Factor			LSF	Lamp Survival Factor	

<sup>a</sup> According to "CIE 97, Maintenance of indoor electric lighting systems", 2005, ISBN 3-900-734-34-8. The values must be determined by the planner.

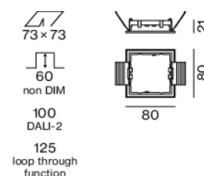
## Circuit Breaker Types

Automatic Circuit Breaker Type	Number of Fixtures
B10	43
B13	55
B16	68
B20	85
C10	72
C13	94
C16	116
C20	145

## Components

**MOUNTING SET with trim 1 lamp**

<b>TYPE</b> for intermediate ceilings	<b>COLOUR</b> jet black	<b>L-W-H (MM)</b> 80-80-21	<b>ARTICLE NUMBER(S)</b> 048-2697318
--	----------------------------	-------------------------------	---



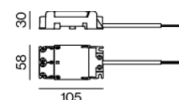

## POWER SUPPLY

L-W-H (MM) 85-40-22 ARTICLE NUMBER(S) 002-90771

## Mounting accessories

### THROUGH WIRING CONNECTION BOX

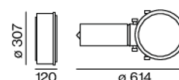
TYPE	L-W-H (MM)	ARTICLE NUMBER(S)
non DIM cable ø 4 – 12 mm	105-58-30	005-2531110
DALI cable ø 4 – 12 mm	105-58-30	005-2551110



## Mounting accessories

## PRIMED CONCRETE MOUNTING HOUSING

L-W-H (MM) 614-307-120 ARTICLE NUMBER(S) 048-2695110



[048-2612911M 048-2697318 002-90771] The technical data represent rated values for an ambient temperature of 25°C. The data values for the luminous flux are initially subject to a tolerance of +/- 10%, those for the electrical connected load are initially subject to a tolerance of +/- 10%, and those for the colour temperature are initially subject to a tolerance of +/- 150 K. No liability is assumed for typographical or printing errors. The general terms and conditions of XAL GmbH apply.

© XAL GmbH · Auer-Welsbach-Gasse 36 · 8055 Graz · Austria · [www.xal.com](http://www.xal.com)

10.08.2025



# SASSO 60 square downlight

trim

048-2612911M 048-2697318 002-90771



Project / Type

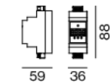
Notes

Count / Date

## Optional electrical accessories

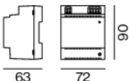
### DIN RAIL LED DRIVER

L-W-H (MM)	ARTICLE NUMBER(S)
36-88-59	005-6121030



### DIN RAIL POWER SUPPLY

L-W-H (MM)	ARTICLE NUMBER(S)
72-90-63	005-6520210



## Optional electrical accessories

### POWER SUPPLY PRE-WIRED with junction box

ARTICLE NUMBER(S)
002-90790A
002-90748A
002-90771A
002-90742A



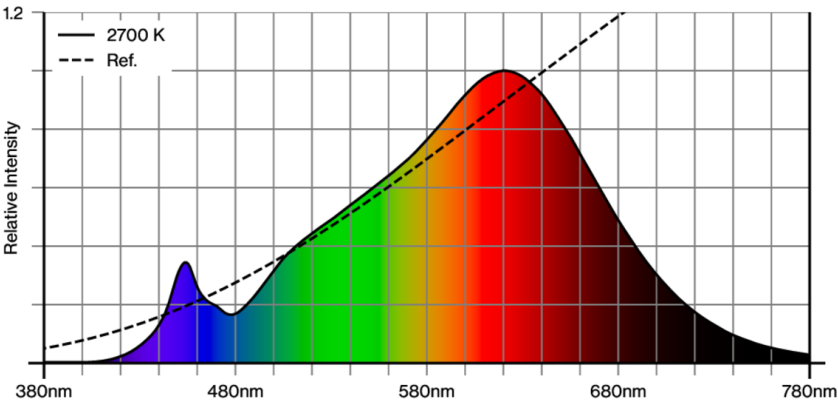
## Optional electrical accessories

### POWER SUPPLY PRE-WIRED with loop through function

L-W-H (MM)	ARTICLE NUMBER(S)
185-30-21	002-90770
185-30-21	002-90747



## Colour rendering





# SASSO 60 square downlight

trim

048-2612911M 048-2697318 002-90771

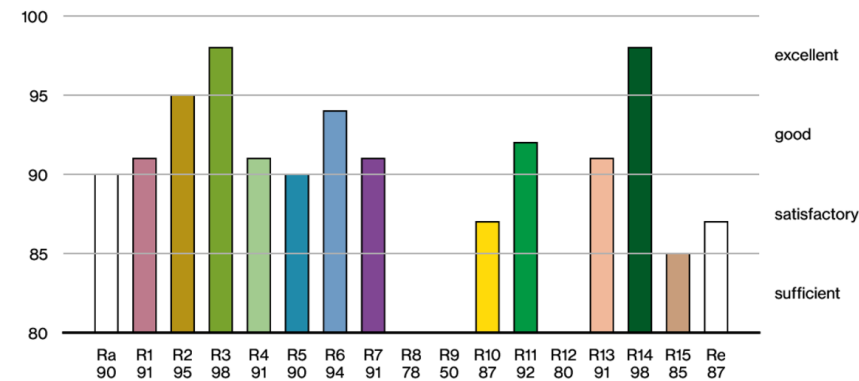


Project / Type

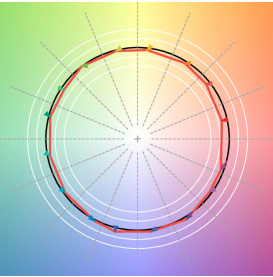
Notes

Count / Date

## CRI/R<sub>a</sub> ≥ 91 R<sub>e</sub> ≥ 87 (2700 K)



## TM30 colour vector graphic



The black line represents the black body reference. The red line indicates the results of the test light source. The deviation from the test light source to the reference is shown and is marked by arrows. The shorter the arrows, the higher the color rendering.

