

SASSO 60 square downlight

trim 2 lamps


048-2612911M 048-269931G 002-90771



Project / Type

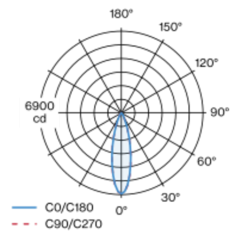
Notes

Count / Date

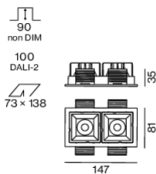


Recessed square spotlight in die-cast aluminium; 2 lamps; surface jet black; installation without tools in mounting set due to patented ball catch system; rectangular installation housing; with trim white aluminium; suitable for ceiling thickness of 2-25 mm; passive cooling of the LEDs through improved heat sink geometry; with COB (Chip on Board) technology for maximum efficiency; no appearance of multiple shadows; light colour 2700 K; binning initial MacAdam ≤ 2 SDCM; CRI ≥ 90 ; min. 80% of luminous flux after 50000 operating hours; energy efficient LEDs with high CRI; incl. high quality lens system; precise radiation characteristic with 27° beam; UGR ≤ 13 ; degree of protection from below IP44 (from above IP20); PC2; 220-240 V; incl. converter, non dimmable; through wiring connection box, 3-pole or 5-pole, available as an accessory; accessories are listed separately; light source replaceable by an authorized professional; control gear replaceable by an authorized professional;

Light distribution



Product drawing



General

Ceiling | Recessed

jet black | RAL 9005

Mounting set white aluminium

front IP44 | back IP20

1940 lm

fixture 91 lm/W ¹

LED

2700 K

CRI ≥ 90

L80 / 50000 h

initial MacAdam ≤ 2 SDCM

R_g: 97 | R_f: 91 | R₍₁₋₁₅₎: 87

MR 0.52 | MDER 0.47

Optical

medium | beam angle 27°

UGR ≤ 13

PstLM ≤ 1.0 ² | SVM ≤ 0.4 ²

Electrical

non DIM

PC2 | 220-240 V

system 25.0 W | fixture 10.6 W

total fixtures 21.3 W

36 Vf | 300 mA

Physical

trim

length 147 mm | width 81 mm | height 48 mm

0.29 kg

Cutout

length 138 mm | width 73 mm

min. ceiling thickness 2 mm | max. ceiling thickness 25 mm

recessed depth 90 mm

¹ incl. consideration of optical losses & internal control unit losses
² Value of containing product at full load (undimmed)

Installation instructions



Lighting calculator



SASSO 60 square downlight

trim 2 lamps

048-2612911M 048-269931G 002-90771



Project / Type

Notes

Count / Date

Maintenance Factors

| Operating Time [h] | 10 000 | 20 000 | 30 000 | 40 000 | 50 000 |
|--------------------|------------------------------|--------|---|--------|--------|
| LLMF | 0.964 | 0.923 | 0.884 | 0.847 | 0.811 |
| LSF | 1 | 1 | 1 | 1 | 1 |
| MF | LMF × RSMF × LLMF × LSF | | RSMF ^a Room Surface Maintenance Factor | | |
| MF | Maintenance Factor | | LLMF Lamp Lumens Maintenance Factor | | |
| LMF ^a | Luminaire Maintenance Factor | | LSF Lamp Survival Factor | | |

^a According to "CIE 97, Maintenance of indoor electric lighting systems", 2005, ISBN 3-900-734-34-8. The values must be determined by the planner.

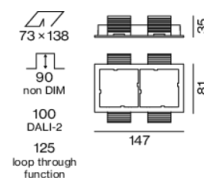
Circuit Breaker Types

| Automatic Circuit Breaker Type | Number of Fixtures |
|--------------------------------|--------------------|
| B10 | 43 |
| B13 | 55 |
| B16 | 68 |
| B20 | 85 |
| C10 | 72 |
| C13 | 94 |
| C16 | 116 |
| C20 | 145 |

Components

MOUNTING SET with trim 2 lamps

| TYPE | COLOUR | L-W-H (MM) | ARTICLE NUMBER(S) |
|---------------------------|-----------------|------------|-------------------|
| for intermediate ceilings | white aluminium | 147-81-35 | 048-269931G |



POWER SUPPLY

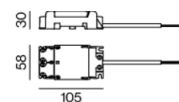
| L-W-H (MM) | ARTICLE NUMBER(S) |
|------------|-------------------|
| 85-40-22 | 002-90771 |



Mounting accessories

THROUGH WIRING CONNECTION BOX

| TYPE | L-W-H (MM) | ARTICLE NUMBER(S) |
|---------------------------|------------|-------------------|
| non DIM cable ø 4 – 12 mm | 105-58-30 | 005-2531110 |
| DALI cable ø 4 – 12 mm | 105-58-30 | 005-2551110 |



[048-2612911M 048-269931G 002-90771] The technical data represent rated values for an ambient temperature of 25°C. The data values for the luminous flux are initially subject to a tolerance of +/- 10%, those for the electrical connected load are initially subject to a tolerance of +/- 10%, and those for the colour temperature are initially subject to a tolerance of +/- 150 K. No liability is assumed for typographical or printing errors. The general terms and conditions of XAL GmbH apply.
© XAL GmbH · Auer-Welsbach-Gasse 36 · 8055 Graz · Austria · www.xal.com

09.08.2025

SASSO 60 square downlight

trim 2 lamps

048-2612911M 048-269931G 002-90771



Project / Type

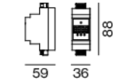
Notes

Count / Date

Optional electrical accessories

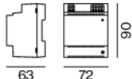
DIN RAIL LED DRIVER

| | |
|------------|-------------------|
| L-W-H (MM) | ARTICLE NUMBER(S) |
| 36-88-59 | 005-6121030 |



DIN RAIL POWER SUPPLY

| | |
|------------|-------------------|
| L-W-H (MM) | ARTICLE NUMBER(S) |
| 72-90-63 | 005-6520210 |



Optional electrical accessories

POWER SUPPLY PRE-WIRED with junction box

| |
|-------------------|
| ARTICLE NUMBER(S) |
| 002-90790A |
| 002-90748A |
| 002-90771A |
| 002-90742A |



Optional electrical accessories

POWER SUPPLY PRE-WIRED with loop through function

| | |
|------------|-------------------|
| L-W-H (MM) | ARTICLE NUMBER(S) |
| 185-30-21 | 002-90770 |
| 185-30-21 | 002-90747 |



Colour rendering



SASSO 60 square downlight

trim 2 lamps

048-2612911M 048-269931G 002-90771



Project / Type

Notes

Count / Date

CRI/R_a ≥ 91 R_e ≥ 87 (2700 K)



TM30 colour vector graphic



The black line represents the black body reference. The red line indicates the results of the test light source. The deviation from the test light source to the reference is shown and is marked by arrows. The shorter the arrows, the higher the color rendering.