

SASSO 60 square downlight

trim 2 lamps


048-2612114F 048-2699318 002-90771



Project / Type _____

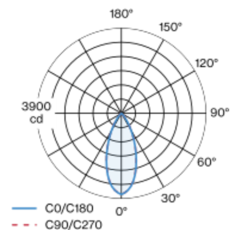
Notes _____

Count / Date _____

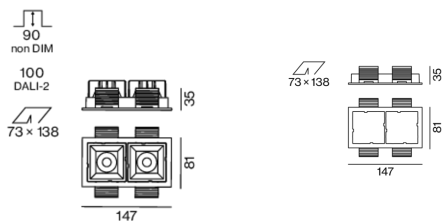


Recessed square spotlight in die-cast aluminium; 2 lamps; surface matt silver; installation without tools in mounting set due to patented ball catch system; rectangular installation housing; with trim jet black; suitable for ceiling thickness of 2-25 mm; passive cooling of the LEDs through improved heat sink geometry; with COB (Chip on Board) technology for maximum efficiency; no appearance of multiple shadows; light colour 4000 K; binning initial MacAdam ≤ 2 SDCM; CRI ≥ 90 ; min. 80% of luminous flux after 50000 operating hours; energy efficient LEDs with high CRI; incl. high quality lens system; precise radiation characteristic with 42° beam; degree of protection from below IP44 (from above IP20); PC2; 220-240 V; incl. converter, non dimmable; through wiring connection box, 3-pole or 5-pole, available as an accessory; accessories are listed separately; light source replaceable by an authorized professional; control gear replaceable by an authorized professional;

Light distribution



Product drawing



General

Ceiling , Recessed _____

matt silver _____

Mounting set jet black _____

front IP44 , back IP20 _____

2220 lm _____

fixture 104 lm/W¹ _____

LED

4000 K _____

CRI ≥ 90 _____

L80 / 50000 h _____

initial MacAdam ≤ 2 SDCM _____

R_g: 98 , R_f: 90 , R₍₁₋₁₅₎: 88 _____

MR 0.8 _____

MDER 0.72 _____

Optical

flood _____

beam angle 42° _____

PstLM ≤ 1.0 ² _____

SVM ≤ 0.4 ² _____

Electrical

non DIM _____

220-240 V _____

system 25.0 W _____

fixture 10.6 W _____

36 Vf _____

300 mA _____

fixture 21.3 W _____

PC2 _____

Physical

trim _____

length 147 mm _____

width 81 mm _____

height 48 mm _____

0.29 kg _____

Cutout

length 138 mm _____

width 73 mm _____

min. ceiling thickness 2 mm _____

max. ceiling thickness 25 mm _____

recessed depth 90 mm _____

¹ incl. consideration of optical losses & internal control unit losses

² Value of containing product at full load (undimmed)

Installation instructions



Lighting calculator

