

# SASSO 60 square downlight

trim

048-2612917S 048-269731G 002-90771



Project / Type

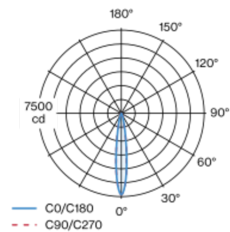
Notes

Count / Date

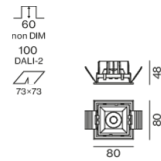


Recessed square spotlight in die-cast aluminium; 1 lamp; surface traffic white; installation without tools in mounting set due to patented ball catch system; square installation housing; with trim white aluminium; suitable for ceiling thickness of 2-25 mm; passive cooling of the LEDs through improved heat sink geometry; with COB (Chip on Board) technology for maximum efficiency; no appearance of multiple shadows; light colour 2700 K; binning initial MacAdam  $\leq 2$  SDCM; CRI  $\geq 90$ ; energy efficient LEDs with high CRI; incl. high quality lens system; precise radiation characteristic with 15° beam; UGR  $\leq 16$ ; degree of protection from below IP44 (from above IP20); PC2; 220-240 V; incl. converter, non dimmable; through wiring connection box, 3-pole or 5-pole, available as an accessory; accessories are listed separately; light source replaceable by an authorized professional; control gear replaceable by an authorized professional;

## Light distribution



## Product drawing



## General

Ceiling | Recessed

traffic white | RAL 9016

Mounting set white aluminium

front IP44 | back IP20

885 lm

fixture 81 lm/W <sup>1</sup>

## LED

2700 K

CRI  $\geq 90$

initial MacAdam  $\leq 2$  SDCM

R<sub>g</sub>: 97 | R<sub>f</sub>: 91 | R<sub>f(1-15)</sub>: 87

MR 0.52 | MDER 0.47

## Optical

spot | beam angle 15°

UGR  $\leq 16$

PstLM  $\leq 1.0$  <sup>2</sup> | SVM  $\leq 0.4$  <sup>2</sup>

## Electrical

non DIM

PC2 | 220-240 V

system 12.8 W | fixture 10.9 W

36 Vf | 300 mA

## Physical

trim

length 80 mm | width 80 mm | height 48 mm

0.3 kg

## Cutout

length 73 mm | width 73 mm

min. ceiling thickness 2 mm | max. ceiling thickness 25 mm

recessed depth 60 mm

<sup>1</sup> incl. consideration of optical losses & internal control unit losses  
<sup>2</sup> Value of containing product at full load (undimmed)

## Installation instructions



## Lighting calculator



trim



## Notes

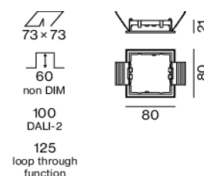
Count / Date

### Automatic Circuit Breaker Type

### Number of Fixtures


B10	43
B13	55
B16	68
B20	85
C10	72
C13	94
C16	116
C20	145

<b>TYPE</b> for intermediate ceilings	<b>COLOUR</b> white aluminium	<b>L-W-H (MM)</b> 80-80-21	<b>ARTICLE NUMBER(S)</b> 048-269731G
--	----------------------------------	-------------------------------	---

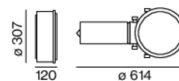


L-W-H (MM) 85-40-22 ARTICLE NUMBER(S) 002-90771

TYPE	L-W-H (MM)	ARTICLE NUMBER(S)
non DIM cable ø 4 – 12 mm	105-58-30	005-2531110
DALI cable ø 4 – 12 mm	105-58-30	005-2551110



L-W-H (MM) 614-307-120 ARTICLE NUMBER(S) 048-2695110



09.08.2025

# SASSO 60 square downlight

trim

048-2612917S 048-269731G 002-90771



Project / Type

Notes

Count / Date

## Optional electrical accessories

### DIN RAIL LED DRIVER

L-W-H (MM)	ARTICLE NUMBER(S)
36-88-59	005-6121030



### DIN RAIL POWER SUPPLY

L-W-H (MM)	ARTICLE NUMBER(S)
72-90-63	005-6520210



## Optional electrical accessories

### POWER SUPPLY PRE-WIRED with junction box

ARTICLE NUMBER(S)
002-90790A
002-90748A
002-90771A
002-90742A



## Optional electrical accessories

### POWER SUPPLY PRE-WIRED with loop through function

L-W-H (MM)	ARTICLE NUMBER(S)
185-30-21	002-90770
185-30-21	002-90747



## Colour rendering



[‘048-2612917S 048-269731G 002-90771’] The technical data represent rated values for an ambient temperature of 25°C. The data values for the luminous flux are initially subject to a tolerance of +/- 10%, those for the electrical connected load are initially subject to a tolerance of +/- 10%, and those for the colour temperature are initially subject to a tolerance of +/- 150 K. No liability is assumed for typographical or printing errors. The general terms and conditions of XAL GmbH apply.  
© XAL GmbH · Auer-Welsbach-Gasse 36 · 8055 Graz · Austria · [www.xal.com](http://www.xal.com)

# SASSO 60 square downlight

trim

048-2612917S 048-269731G 002-90771



Project / Type

Notes

Count / Date

CRI/R<sub>a</sub> ≥ 91 R<sub>e</sub> ≥ 87 (2700 K)



TM30 colour vector graphic



The black line represents the black body reference. The red line indicates the results of the test light source. The deviation from the test light source to the reference is shown and is marked by arrows. The shorter the arrows, the higher the color rendering.

