

# SASSO 60 round adjustable

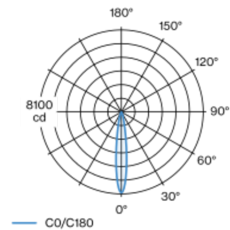
trimless exposed concrete

048-2622014S 048-2695210 002-90771

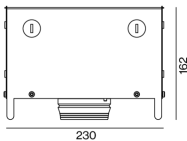
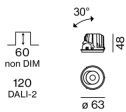


Round recessed spotlight in die-cast aluminium; 1 lamp; surface matt silver; 360° rotatable and 30° tiltable; installation without tools in mounting set due to patented ball catch system; concrete housings for exposed concrete ceilings; for trimless installation; passive cooling of the LEDs through improved heat sink geometry; with COB (Chip on Board) technology for maximum efficiency; no appearance of multiple shadows; light colour 3000 K; binning initial MacAdam  $\leq 2$  SDCM; CRI  $\geq 90$ ; energy efficient LEDs with high CRI; incl. high quality lens system; precise radiation characteristic with 15° beam; UGR  $\leq 13$ ; degree of protection from below IP40 (from above IP20); PC2; 220-240 V; incl. converter, non dimmable; light source replaceable by an authorized professional; control gear replaceable by an authorized professional;

## Light distribution




## Product drawing



Project / Type

Notes

Count / Date



## General

Ceiling , Recessed

tilt max 30°

rotation 360°

matt silver

Mounting set white aluminium

front IP40 , back IP20

898 lm

fixture 83 lm/W<sup>1</sup>

## LED

3000 K

CRI  $\geq 90$

initial MacAdam  $\leq 2$  SDCM

R<sub>g</sub>: 99 , R<sub>r</sub>: 90 , R<sub>t(1-5)</sub>: 87

MR 0.6

MDER 0.54

## Optical

spot

beam angle 15°

UGR  $\leq 13$

PstLM  $\leq 1.0$ <sup>2</sup>

SVM  $\leq 0.4$ <sup>2</sup>

## Electrical

non DIM

220-240 V

system 12.8 W

fixture 10.9 W

36 Vf

300 mA

PC2

## Physical

trimless for exposed concrete ceiling

length 230 mm

width 230 mm

height 162 mm

2.37 kg

## Cutout

recessed depth 60 mm

<sup>1</sup> incl. consideration of optical losses & internal control unit losses

<sup>2</sup> Value of containing product at full load (undimmed)

## Installation instructions



## Lighting calculator



SASSO 60round

adjustable

trimless exposed concrete

048-2622014S 048-2695210 002-90771



Project / Type

Notes

Count / Date

Circuit Breaker Types

Automatic Circuit Breaker Type	Number of Fixtures
B10	43
B13	55
B16	68
B20	85
C10	72
C13	94
C16	116
C20	145

Components

EXPOSED CONCRETE MOUNTING HOUSING

COLOUR	L·W·H (MM)	ARTICLE NUMBER(S)
white aluminium	230-230-162	048-2695210



POWER SUPPLY

TYPE	L·W·H (MM)	ARTICLE NUMBER(S)
13 W	85-40-22	002-90771



Optional electrical accessories

DIN RAIL LED DRIVER

TYPE	L·W·H (MM)	ARTICLE NUMBER(S)
DALI-2   200-1050 mA   2 x 42W	36-88-59	005-6121030



DIN RAIL POWER SUPPLY

TYPE	L·W·H (MM)	ARTICLE NUMBER(S)
160 W	72-90-63	005-6520210



Optional electrical accessories

POWER SUPPLY PREWIRED

TYPE	ARTICLE NUMBER(S)
with junktion box   DALI-2	002-90790A
with junktion box   DALI-2	002-90748A
with junktion box   non DIM	002-90771A
with junktion box   non DIM	002-90742A



# SASSO 60 round adjustable

trimless exposed concrete

048-2622014S 048-2695210 002-90771



Project / Type

Notes

Count / Date

## Optional electrical accessories

### POWER SUPPLY

TYPE	L-W-H (MM)	ARTICLE NUMBER(S)
with loop through function	185-30-21	002-90770
with loop through function	185-30-21	002-90747

