

SASSO 60 round adjustable

trim

048-262211W 048-2696317 002-90771



Project / Type

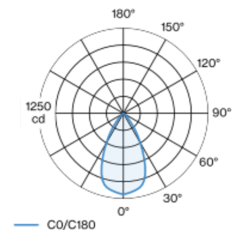
Notes

Count / Date


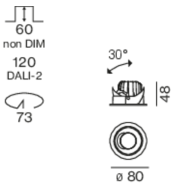


Round recessed spotlight in die-cast aluminium; 1 lamp; surface black; 360° rotatable and 30° tiltable; installation without tools in mounting set due to patented ball catch system; round installation housing; with trim traffic white; suitable for ceiling thickness of 2-25 mm; passive cooling of the LEDs through improved heat sink geometry; with COB (Chip on Board) technology for maximum efficiency; no appearance of multiple shadows; light colour 4000 K; binning initial MacAdam ≤ 2 SDCM; CRI ≥ 90 ; min. 80% of luminous flux after 50000 operating hours; energy efficient LEDs with high CRI; incl. high quality lens system; precise radiation characteristic with 56° beam; degree of protection from below IP40 (from above IP20); PC2; 220-240 V; incl. converter, non dimmable; light source replaceable by an authorized professional; control gear replaceable by an authorized professional;

Light distribution



Product drawing



General

Ceiling | Recessed

tilt max 30°

rotation 360°

black | RAL 9005 ¹

Mounting set traffic white

front IP40 | back IP20

1010 lm

fixture 95 lm/W ²

LED

4000 K

CRI ≥ 90

L80 / 50000 h

initial MacAdam ≤ 2 SDCM

R_g: 98 | R_f: 90 | R_[1-15]: 88

MR 0.8 | MDER 0.72

Optical

wide flood | beam angle 56°

PstLM ≤ 1.0 ³ | SVM ≤ 0.4 ³

Electrical

non DIM

PC2 | 220-240 V

system 12.5 W | fixture 10.6 W

36 Vf | 300 mA

Physical

trim

diameter 80 mm | height 48 mm

0.23 kg

Cutout

diameter 73 mm

min. ceiling thickness 2 mm | max. ceiling thickness 25 mm

recessed depth 60 mm

¹ RAL code
² incl. consideration of optical losses & internal control unit losses
³ Value of containing product at full load (undimmed)

Installation instructions



Lighting calculator



SASSO 60 round adjustable

trim

048-262211W 048-2696317 002-90771



Project / Type

Notes

Count / Date

Maintenance Factors

Operating Time [h]	10 000	20 000	30 000	40 000	50 000
LLMF	0.964	0.923	0.884	0.847	0.811
LSF	1	1	1	1	1
MF	LMF × RSMF × LLMF × LSF		RSMF ^a Room Surface Maintenance Factor		
MF	Maintenance Factor		LLMF Lamp Lumens Maintenance Factor		
LMF ^a	Luminaire Maintenance Factor		LSF Lamp Survival Factor		

^a According to "CIE 97, Maintenance of indoor electric lighting systems", 2005, ISBN 3-900-734-34-8. The values must be determined by the planner.

Circuit Breaker Types

Automatic Circuit Breaker Type	Number of Fixtures
B10	43
B13	55
B16	68
B20	85
C10	72
C13	94
C16	116
C20	145

Components

MOUNTING SET with trim 1 lamp

TYPE	COLOUR	Ø (MM)	ARTICLE NUMBER(S)
for intermediate ceilings	traffic white	80	048-2696317



POWER SUPPLY

L-W-H (MM)	ARTICLE NUMBER(S)
85-40-22	002-90771



Mounting accessories

PRIMED CONCRETE MOUNTING HOUSING

COLOUR	L-W-H (MM)	ARTICLE NUMBER(S)
white aluminium	614-307-120	048-2695110



Optional electrical accessories

DIN RAIL LED DRIVER

TYPE	L-W-H (MM)	ARTICLE NUMBER(S)
200 - 1050 mA 2 x 42W	36-88-59	005-6121030



DIN RAIL POWER SUPPLY

L-W-H (MM)	ARTICLE NUMBER(S)
72-90-63	005-6520210



SASSO 60 round adjustable

trim

048-262211W 048-2696317 002-90771



Project / Type

Notes

Count / Date

Optional electrical accessories

POWER SUPPLY PREWIRED

TYPE	ARTICLE NUMBER(S)
with junktion box	002-90790A
with junktion box	002-90748A
with junktion box	002-90771A
with junktion box	002-90742A

Optional electrical accessories

POWER SUPPLY

TYPE	L·W·H (MM)	ARTICLE NUMBER(S)
with loop through function	185-30-21	002-90770
with loop through function	185-30-21	002-90747

