

SASSO 60 round adjustable

trimless exposed concrete

048-2622114S 048-2695210 002-90771



Project / Type

Notes

Count / Date



General

Ceiling | Recessed

tilt max 30°

rotation 360°

matt silver

Mounting set white aluminium

front IP40 | back IP20

945 lm

fixture 87 lm/W ¹

LED

4000 K

CRI ≥ 90

initial MacAdam ≤ 2 SDCM

R_g: 98 | R_r: 90 | R_{t(1-15)}: 88

MR 0.8 | MDER 0.72

Optical

spot | beam angle 15°

UGR ≤ 13

PstLM ≤ 1.0 ² | SVM ≤ 0.4 ²

Electrical

non DIM

PC2 | 220-240 V

system 12.8 W | fixture 10.9 W

36 Vf | 300 mA

Physical

trimless for exposed concrete ceiling

length 230 mm | width 230 mm | height 162 mm

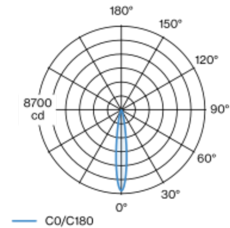
2.37 kg

Cutout

recessed depth 60 mm

Round recessed spotlight in die-cast aluminium; 1 lamp; surface matt silver; 360° rotatable and 30° tiltable; installation without tools in mounting set due to patented ball catch system; concrete housings for exposed concrete ceilings; for trimless installation; passive cooling of the LEDs through improved heat sink geometry; with COB (Chip on Board) technology for maximum efficiency; no appearance of multiple shadows; light colour 4000 K; binning initial MacAdam ≤ 2 SDCM; CRI ≥ 90; energy efficient LEDs with high CRI; incl. high quality lens system; precise radiation characteristic with 15° beam; UGR ≤ 13; degree of protection from below IP40 (from above IP20); PC2; 220-240 V; incl. converter, non dimmable; light source replaceable by an authorized professional; control gear replaceable by an authorized professional;

Light distribution



Product drawing



¹ incl. consideration of optical losses & internal control unit losses
² Value of containing product at full load (undimmed)

Installation instructions



Lighting calculator



SASSO 60 round adjustable

trimless exposed concrete

048-2622114S 048-2695210 002-90771



Project / Type

Notes

Count / Date

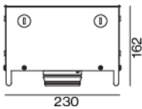
Circuit Breaker Types

Automatic Circuit Breaker Type	Number of Fixtures
B10	43
B13	55
B16	68
B20	85
C10	72
C13	94
C16	116
C20	145

Components

EXPOSED CONCRETE MOUNTING HOUSING

COLOUR	L-W-H (MM)	ARTICLE NUMBER(S)
white aluminium	230-230-162	048-2695210



POWER SUPPLY

L-W-H (MM)	ARTICLE NUMBER(S)
85-40-22	002-90771



Optional electrical accessories

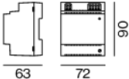

DIN RAIL LED DRIVER

L-W-H (MM)	ARTICLE NUMBER(S)
36-88-59	005-6121030



DIN RAIL POWER SUPPLY

L-W-H (MM)	ARTICLE NUMBER(S)
72-90-63	005-6520210



SASSO 60 round adjustable

trimless exposed concrete

048-2622114S 048-2695210 002-90771



Project / Type

Notes

Count / Date

Optional electrical accessories

POWER SUPPLY PRE-WIRED with junction box

ARTICLE NUMBER(S)

002-90790A

002-90748A

002-90771A

002-90742A



Optional electrical accessories

POWER SUPPLY PRE-WIRED with loop through function

L-W-H (MM)

185-30-21

185-30-21

ARTICLE NUMBER(S)

002-90770

002-90747



Electrical accessories

THROUGH WIRING CONNECTION BOX

TYPE

non DIM cable ø 4 – 12 mm

105-58-30

ARTICLE NUMBER(S)

005-2531110

DALI cable ø 4 – 12 mm

105-58-30

005-2551110



Colour rendering



SASSO 60 round adjustable

trimless exposed concrete

048-2622114S 048-2695210 002-90771



Project / Type

Notes

Count / Date



TM30 colour vector graphic



The black line represents the black body reference. The red line indicates the results of the test light source. The deviation from the test light source to the reference is shown and is marked by arrows. The shorter the arrows, the higher the color rendering.