

# SASSO 60 round adjustable trim soft acoustic ceiling

048-2622111M 048-2696398 002-90771



Project / Type

Notes

Count / Date



### General

Ceiling | Recessed

tilt max 30°

rotation 360°

jet black | RAL 9005

Mounting set jet black

front IP40 | back IP20

1020 lm

fixture 96 lm/W <sup>1</sup>

### LED

4000 K

CRI ≥ 90

L80 / 50000 h

initial MacAdam ≤ 2 SDCM

R<sub>g</sub>: 98 | R<sub>f</sub>: 90 | R<sub>[1-15]</sub>: 88

MR 0.8 | MDER 0.72

### Optical

medium | beam angle 27°

UGR ≤ 16

PstLM ≤ 1.0 <sup>2</sup> | SVM ≤ 0.4 <sup>2</sup>

### Electrical

non DIM

PC2 | 220-240 V

system 12.5 W | fixture 10.6 W

36 Vf | 300 mA

### Physical

with trim for acoustic ceiling

diameter 80 mm | height 48 mm

0.31 kg

### Cutout

diameter 74 mm

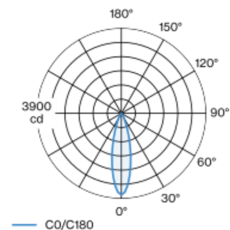
min. ceiling thickness 25 mm | max. ceiling thickness 40 mm

recessed depth 100 mm

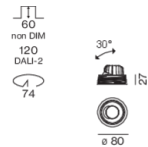
<sup>1</sup> incl. consideration of optical losses & internal control unit losses  
<sup>2</sup> Value of containing product at full load (undimmed)

Round recessed spotlight in die-cast aluminium; 1 lamp; surface jet black; 360° rotatable and 30° tiltable; installation without tools in mounting set due to patented ball catch system; round installation housing; with trim jet black; for installation in soft acoustic ceilings; suitable for ceiling thickness of 25-40 mm; passive cooling of the LEDs through improved heat sink geometry; with COB (Chip on Board) technology for maximum efficiency; no appearance of multiple shadows; light colour 4000 K; binning initial MacAdam ≤ 2 SDCM; CRI ≥ 90; min. 80% of luminous flux after 50000 operating hours; energy efficient LEDs with high CRI; incl. high quality lens system; precise radiation characteristic with 27° beam; UGR ≤ 16; degree of protection from below IP40 (from above IP20); PC2; 220-240 V; incl. converter, non dimmable; light source replaceable by an authorized professional; control gear replaceable by an authorized professional;

### Light distribution



### Product drawing



### Installation instructions



### Lighting calculator



# SASSO 60 round adjustable trim soft acoustic ceiling

048-262211M 048-2696398 002-90771



Project / Type

Notes

Count / Date

## Maintenance Factors

Operating Time [h]	10 000	20 000	30 000	40 000	50 000
LLMF	0.964	0.923	0.884	0.847	0.811
LSF	1	1	1	1	1
MF	LMF × RSMF × LLMF × LSF		RSMF <sup>a</sup>	Room Surface Maintenance Factor	
MF	Maintenance Factor		LLMF	Lamp Lumens Maintenance Factor	
LMF <sup>a</sup>	Luminaire Maintenance Factor		LSF	Lamp Survival Factor	

<sup>a</sup> According to "CIE 97, Maintenance of indoor electric lighting systems", 2005, ISBN 3-900-734-34-8. The values must be determined by the planner.

## Circuit Breaker Types

Automatic Circuit Breaker Type	Number of Fixtures
B10	43
B13	55
B16	68
B20	85
C10	72
C13	94
C16	116
C20	145

## Components

### MOUNTING SET with trim for soft acoustic ceilings

COLOUR	Ø (MM)	ARTICLE NUMBER(S)
jet black	80	048-2696398



### POWER SUPPLY

L-W-H (MM)	ARTICLE NUMBER(S)
85-40-22	002-90771



## Mounting accessories

### MOUNTING TOOL

TYPE	COLOUR	L-W-H (MM)	ARTICLE NUMBER(S)
for soft acoustic ceilings	traffic black	77-77-35	048-2695918



# SASSO 60 round adjustable trim soft acoustic ceiling

048-2622111M 048-2696398 002-90771



Project / Type

Notes

Count / Date

## Optional electrical accessories

### DIN RAIL LED DRIVER

L-W-H (MM)	ARTICLE NUMBER(S)
36-88-59	005-6121030



### DIN RAIL POWER SUPPLY

L-W-H (MM)	ARTICLE NUMBER(S)
72-90-63	005-6520210



## Optional electrical accessories

### POWER SUPPLY PRE-WIRED with junction box

ARTICLE NUMBER(S)
002-90790A
002-90748A
002-90771A
002-90742A



## Optional electrical accessories

### POWER SUPPLY PRE-WIRED with loop through function

L-W-H (MM)	ARTICLE NUMBER(S)
185-30-21	002-90770
185-30-21	002-90747



## Electrical accessories

### THROUGH WIRING CONNECTION BOX

TYPE	L-W-H (MM)	ARTICLE NUMBER(S)
non DIM cable ø 4 – 12 mm	105-58-30	005-2531110
DALI cable ø 4 – 12 mm	105-58-30	005-2551110



# SASSO 60 round adjustable trim soft acoustic ceiling

048-262211M 048-2696398 002-90771



Project / Type

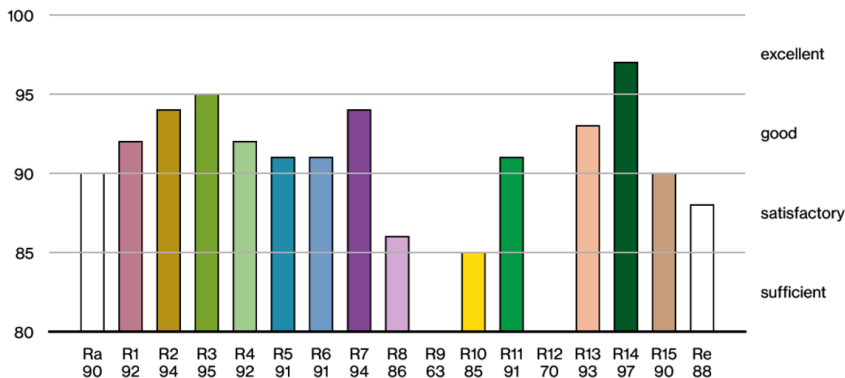
Notes

Count / Date

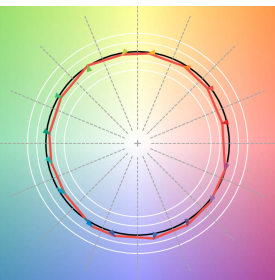
## Colour rendering



**CRI/R<sub>a</sub> ≥ 91 R<sub>e</sub> ≥ 88 (4000 K)**



## TM30 colour vector graphic



The black line represents the black body reference. The red line indicates the results of the test light source. The deviation from the test light source to the reference is shown and is marked by arrows. The shorter the arrows, the higher the color rendering.

