


# SASSO 60 round adjustable

trim 2 lamps

048-2622119F 048-269831G 002-90771

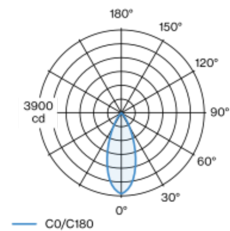


Project / Type
Notes
Count / Date

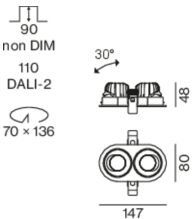


Round recessed spotlight in die-cast aluminium; 2 lamps; surface gold; 360° rotatable and 30° tiltable; installation without tools in mounting set due to patented ball catch system; oval installation housing; with trim white aluminium; suitable for ceiling thickness of 2-25 mm; passive cooling of the LEDs through improved heat sink geometry; with COB (Chip on Board) technology for maximum efficiency; no appearance of multiple shadows; light colour 4000 K; binning initial MacAdam  $\leq 2$  SDCM; CRI  $\geq 90$ ; min. 80% of luminous flux after 50000 operating hours; energy efficient LEDs with high CRI; incl. high quality lens system; precise radiation characteristic with 40° beam; UGR  $\leq 19$ ; VDU compatible workplace luminaire according to DIN EN 12464-1; luminance above 65°  $\leq 1500$  cd/m<sup>2</sup>; degree of protection from below IP40 (from above IP20); PC2; 220-240 V; incl. converter, non dimmable; light source replaceable by an authorized professional; control gear replaceable by an authorized professional;

## Light distribution



## Product drawing



## General

Ceiling   Recessed
tilt max 30°
rotation 360°
gold   RAL 260-M <sup>1</sup>
Mounting set white aluminium
front IP40   back IP20
1960 lm
fixture 92 lm/W <sup>2</sup>

## LED

4000 K
CRI $\geq 90$
L80 / 50000 h
initial MacAdam $\leq 2$ SDCM
R <sub>g</sub> : 98   R <sub>f</sub> : 90   R <sub>[1-15]</sub> : 88
MR 0.8   MDER 0.72

## Optical

flood   beam angle 40°
UGR $\leq 19$   $\geq 65^\circ$ $< 1500$ cd/m <sup>2</sup>
PstLM $\leq 1.0$ <sup>3</sup>   SVM $\leq 0.4$ <sup>3</sup>

## Electrical

non DIM
PC2   220-240 V
system 25.0 W   fixture 10.6 W
total fixtures 21.3 W
36 Vf   300 mA

## Physical

trim
length 147 mm   width 80 mm   height 48 mm
0.3 kg

## Cutout

diameter 70 mm   length 70 mm   width 136 mm
min. ceiling thickness 2 mm   max. ceiling thickness 25 mm
recessed depth 90 mm

<sup>1</sup> RAL code  
<sup>2</sup> incl. consideration of optical losses & internal control unit losses  
<sup>3</sup> Value of containing product at full load (undimmed)

## Installation instructions



## Lighting calculator

