

# SASSO 60 round adjustable

trim

048-2622219M 048-269631G 002-90771



Project / Type

Notes

Count / Date

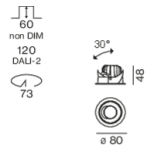


Round recessed spotlight in die-cast aluminium; 1 lamp; surface gold dust; 360° rotatable and 30° tiltable; installation without tools in mounting set due to patented ball catch system; round installation housing; with trim white aluminium; suitable for ceiling thickness of 2-25 mm; passive cooling of the LEDs through improved heat sink geometry; with COB (Chip on Board) technology for maximum efficiency; no appearance of multiple shadows; light colour 3500 K; binning initial MacAdam ≤ 2 SDCM; CRI ≥ 90; min. 80% of luminous flux after 50000 operating hours; energy efficient LEDs with high CRI; incl. high quality lens system; precise radiation characteristic with 27° beam; UGR ≤ 16; degree of protection from below IP40 (from above IP20); PC2; 220-240 V; incl. converter, non dimmable; light source replaceable by an authorized professional; control gear replaceable by an authorized professional;

## Light distribution



## Product drawing



## General

Ceiling | Recessed

tilt max 30°

rotation 360°

gold dust | RAL 260-M

Mounting set white aluminium

front IP40 | back IP20

1040 lm

fixture 98 lm/W <sup>1</sup>

## LED

3500 K

CRI ≥ 90

L80 / 50000 h

initial MacAdam ≤ 2 SDCM

R<sub>g</sub>: 99 | R<sub>f</sub>: 90 | R<sub>[1-15]</sub>: 89

MR 0.7 | MDER 0.64

## Optical

medium | beam angle 27°

UGR ≤ 16

PstLM ≤ 1.0 <sup>2</sup> | SVM ≤ 0.4 <sup>2</sup>

## Electrical

non DIM

PC2 | 220-240 V

system 12.5 W | fixture 10.6 W

36 Vf | 300 mA

## Physical

trim

diameter 80 mm | height 48 mm

0.28 kg

## Cutout

diameter 73 mm

min. ceiling thickness 2 mm | max. ceiling thickness 25 mm

recessed depth 60 mm

<sup>1</sup> incl. consideration of optical losses & internal control unit losses  
<sup>2</sup> Value of containing product at full load (undimmed)

## Installation instructions



## Lighting calculator



# SASSO 60 round adjustable

trim

048-2622219M 048-269631G 002-90771



Project / Type \_\_\_\_\_

Notes \_\_\_\_\_

Count / Date \_\_\_\_\_

## Maintenance Factors

Operating Time [h]	10 000	20 000	30 000	40 000	50 000
LLMF	0.964	0.923	0.884	0.847	0.811
LSF	1	1	1	1	1
MF	LMF × RSMF × LLMF × LSF		RSMF <sup>a</sup>	Room Surface Maintenance Factor	
MF	Maintenance Factor		LLMF	Lamp Lumens Maintenance Factor	
LMF <sup>a</sup>	Luminaire Maintenance Factor		LSF	Lamp Survival Factor	

<sup>a</sup> According to "CIE 97, Maintenance of indoor electric lighting systems", 2005, ISBN 3-900-734-34-8. The values must be determined by the planner.

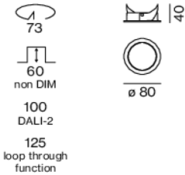
## Circuit Breaker Types

Automatic Circuit Breaker Type	Number of Fixtures
B10	43
B13	55
B16	68
B20	85
C10	72
C13	94
C16	116
C20	145

## Components

### MOUNTING SET with trim 1 lamp

TYPE	COLOUR	Ø (MM)	ARTICLE NUMBER(S)
for intermediate ceilings	white aluminium	80	048-269631G



### POWER SUPPLY

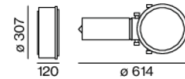
L-W-H (MM)	ARTICLE NUMBER(S)
85-40-22	002-90771



## Mounting accessories

### PRIMED CONCRETE MOUNTING HOUSING

L-W-H (MM)	ARTICLE NUMBER(S)
614-307-120	048-2695110



# SASSO 60 round adjustable

trim

048-2622219M 048-269631G 002-90771



Project / Type

Notes

Count / Date

## Optional electrical accessories

### DIN RAIL LED DRIVER

L-W-H (MM)	ARTICLE NUMBER(S)
36-88-59	005-6121030



### DIN RAIL POWER SUPPLY

L-W-H (MM)	ARTICLE NUMBER(S)
72-90-63	005-6520210



## Optional electrical accessories

### POWER SUPPLY PRE-WIRED

TYPE	ARTICLE NUMBER(S)
with junktion box	002-90790A
with junktion box	002-90748A
with junktion box	002-90771A
with junktion box	002-90742A



## Optional electrical accessories

### POWER SUPPLY PRE-WIRED with loop through function

L-W-H (MM)	ARTICLE NUMBER(S)
185-30-21	002-90770
185-30-21	002-90747



## Electrical accessories

### THROUGH WIRING CONNECTION BOX

TYPE	L-W-H (MM)	ARTICLE NUMBER(S)
non DIM cable ø 4 – 12 mm	105-58-30	005-2531110
DALI cable ø 4 – 12 mm	105-58-30	005-2551110



# SASSO 60 round adjustable

trim

048-2622219M 048-269631G 002-90771



Project / Type

Notes

Count / Date

## Colour rendering



## TM30 colour vector graphic



The black line represents the black body reference. The red line indicates the results of the test light source. The deviation from the test light source to the reference is shown and is marked by arrows. The shorter the arrows, the higher the color rendering.