

# SASSO 60 round adjustable

trim

048-2622219S 048-2696317 002-90771



Project / Type

Notes

Count / Date

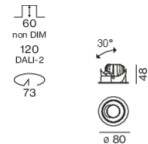


Round recessed spotlight in die-cast aluminium; 1 lamp; surface gold dust; 360° rotatable and 30° tiltable; installation without tools in mounting set due to patented ball catch system; round installation housing; with trim traffic white; suitable for ceiling thickness of 2-25 mm; passive cooling of the LEDs through improved heat sink geometry; with COB (Chip on Board) technology for maximum efficiency; no appearance of multiple shadows; light colour 3500 K; binning initial MacAdam  $\leq 2$  SDCM; CRI  $\geq 90$ ; energy efficient LEDs with high CRI; incl. high quality lens system; precise radiation characteristic with 15° beam; UGR  $\leq 13$ ; degree of protection from below IP40 (from above IP20); PC2; 220-240 V; incl. converter, non dimmable; light source replaceable by an authorized professional; control gear replaceable by an authorized professional;

## Light distribution



## Product drawing



## General

Ceiling | Recessed

tilt max 30°

rotation 360°

gold dust | RAL 260-M

Mounting set traffic white

front IP40 | back IP20

878 lm

fixture 81 lm/W <sup>1</sup>

## LED

3500 K

CRI  $\geq 90$

initial MacAdam  $\leq 2$  SDCM

R<sub>g</sub>: 99 | R<sub>f</sub>: 90 | R<sub>f(1-5)</sub>: 87

MR 0.6 | MDER 0.54

## Optical

spot | beam angle 15°

UGR  $\leq 13$

PstLM  $\leq 1.0$  <sup>2</sup> | SVM  $\leq 0.4$  <sup>2</sup>

## Electrical

non DIM

PC2 | 220-240 V

system 12.8 W | fixture 10.9 W

36 Vf | 300 mA

## Physical

trim

diameter 80 mm | height 48 mm

0.23 kg

## Cutout

diameter 73 mm

min. ceiling thickness 2 mm | max. ceiling thickness 25 mm

recessed depth 60 mm

<sup>1</sup> incl. consideration of optical losses & internal control unit losses  
<sup>2</sup> Value of containing product at full load (undimmed)

## Installation instructions



## Lighting calculator



# SASSO 60 round adjustable

trim

048-2622219S 048-2696317 002-90771



Project / Type

Notes

Count / Date

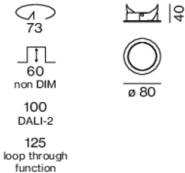
## Circuit Breaker Types

| Automatic Circuit Breaker Type | Number of Fixtures |
|--------------------------------|--------------------|
| B10                            | 43                 |
| B13                            | 55                 |
| B16                            | 68                 |
| B20                            | 85                 |
| C10                            | 72                 |
| C13                            | 94                 |
| C16                            | 116                |
| C20                            | 145                |

## Components

### MOUNTING SET with trim 1 lamp

|                           |               |        |                   |
|---------------------------|---------------|--------|-------------------|
| TYPE                      | COLOUR        | Ø (MM) | ARTICLE NUMBER(S) |
| for intermediate ceilings | traffic white | 80     | 048-2696317       |



### POWER SUPPLY

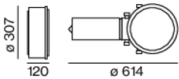
|            |                   |
|------------|-------------------|
| L-W-H (MM) | ARTICLE NUMBER(S) |
| 85-40-22   | 002-90771         |



## Mounting accessories

### PRIMED CONCRETE MOUNTING HOUSING

|             |                   |
|-------------|-------------------|
| L-W-H (MM)  | ARTICLE NUMBER(S) |
| 614-307-120 | 048-2695110       |



# SASSO 60 round adjustable

trim

048-2622219S 048-2696317 002-90771



Project / Type

Notes

Count / Date

## Optional electrical accessories

### DIN RAIL LED DRIVER

|            |                   |
|------------|-------------------|
| L-W-H (MM) | ARTICLE NUMBER(S) |
| 36-88-59   | 005-6121030       |



### DIN RAIL POWER SUPPLY

|            |                   |
|------------|-------------------|
| L-W-H (MM) | ARTICLE NUMBER(S) |
| 72-90-63   | 005-6520210       |



## Optional electrical accessories

### POWER SUPPLY PRE-WIRED with junction box

|                   |
|-------------------|
| ARTICLE NUMBER(S) |
| 002-90790A        |
| 002-90748A        |
| 002-90771A        |
| 002-90742A        |



## Optional electrical accessories

### POWER SUPPLY PRE-WIRED with loop through function

|            |                   |
|------------|-------------------|
| L-W-H (MM) | ARTICLE NUMBER(S) |
| 185-30-21  | 002-90770         |
| 185-30-21  | 002-90747         |



## Electrical accessories

### THROUGH WIRING CONNECTION BOX

|                           |            |                   |
|---------------------------|------------|-------------------|
| TYPE                      | L-W-H (MM) | ARTICLE NUMBER(S) |
| non DIM cable ø 4 – 12 mm | 105-58-30  | 005-2531110       |
| DALI cable ø 4 – 12 mm    | 105-58-30  | 005-2551110       |



# SASSO 60 round adjustable

trim

048-2622219S 048-2696317 002-90771

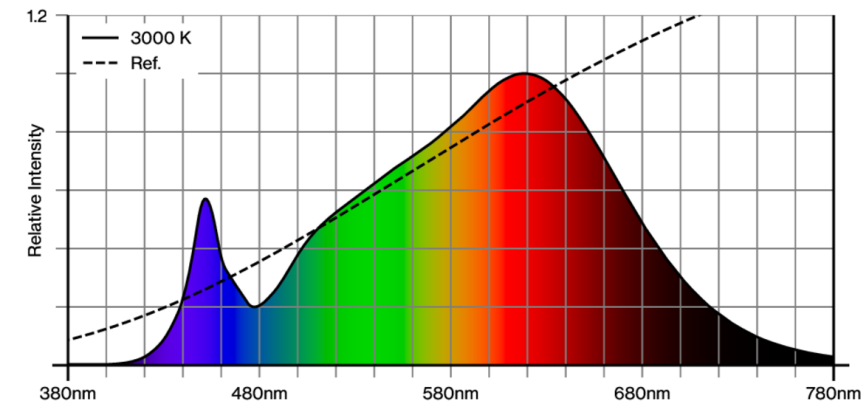


Project / Type

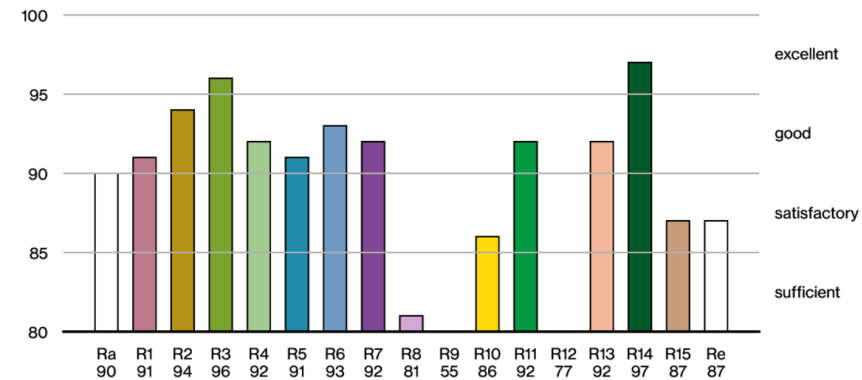
Notes

Count / Date

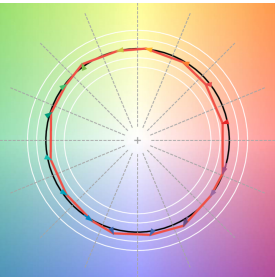
## Colour rendering



CRI/R<sub>a</sub> ≥ 91 R<sub>e</sub> ≥ 87 (3500 K)



## TM30 colour vector graphic



The black line represents the black body reference. The red line indicates the results of the test light source. The deviation from the test light source to the reference is shown and is marked by arrows. The shorter the arrows, the higher the color rendering.

