

SASSO 60 round wallwasher/floor

trim 2 lamps


048-2641014W 048-269831G 002-90742



Project / Type

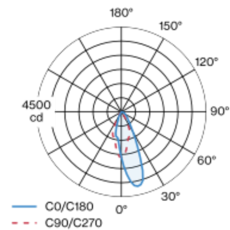
Notes

Count / Date

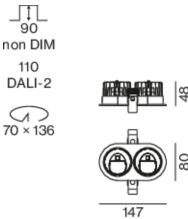


Round recessed spotlight in die-cast aluminium; 2 lamps; surface matt silver; 360° rotatable; installation without tools in mounting set due to patented ball catch system; oval installation housing; with trim white aluminium; suitable for ceiling thickness of 2-25 mm; passive cooling of the LEDs through improved heat sink geometry; no multiple shadows; light colour 3000 K; binning initial MacAdam ≤ 3 SDCM; CRI ≥ 90 ; min. 85% of luminous flux after 50000 operating hours; energy efficient LEDs with high CRI; with specially computed, asymmetrical reflector for homogeneous lighting intensity; high quality reflector with micro-faceted, aluminum-vaporised surface; PC2; 220-240 V; incl. converter, non dimmable; light source replaceable by an authorized professional; control gear replaceable by an authorized professional;

Light distribution



Product drawing



General

Ceiling | Recessed

rotation 360°

matt silver

Mounting set white aluminium

IP20

2080 lm

fixture 118 lm/W ¹

LED

3000 K

CRI ≥ 90

L85 / 50000 h

initial MacAdam ≤ 3 SDCM

R_g: 99 | R_r: 91 | R₍₁₋₁₅₎: 89

MR 0.61 | MDER 0.55

Optical

wallwasher floor

PstLM ≤ 1.0 ² | SVM ≤ 0.4 ²

Electrical

non DIM

PC2 | 220-240 V

system 20.8 W | fixture 8.9 W

total fixtures 17.7 W

36 Vf | 250 mA

Physical

trim

length 147 mm | width 80 mm | height 48 mm

0.26 kg

Cutout

diameter 70 mm | length 70 mm | width 136 mm

min. ceiling thickness 2 mm | max. ceiling thickness 25 mm

recessed depth 90 mm

¹ incl. consideration of optical losses & internal control unit losses
² Value of containing product at full load (undimmed)

Installation instructions



Lighting calculator



SASSO 60 round wallwasher/floor

trim 2 lamps

048-2641014W 048-269831G 002-90742



Project / Type

Notes

Count / Date

Maintenance Factors

Operating Time [h]	10 000	20 000	30 000	40 000	50 000
LLMF	0.982	0.954	0.926	0.899	0.873
LSF	1	1	1	1	1
MF	LMF × RSMF × LLMF × LSF		RSMF ^a Room Surface Maintenance Factor		
MF	Maintenance Factor		LLMF Lamp Lumens Maintenance Factor		
LMF ^a	Luminaire Maintenance Factor		LSF Lamp Survival Factor		

^a According to "CIE 97, Maintenance of indoor electric lighting systems", 2005, ISBN 3-900-734-34-8. The values must be determined by the planner.

Circuit Breaker Types

Automatic Circuit Breaker Type	Number of Fixtures
B10	57
B13	75
B16	92
B20	115
C10	57
C13	75
C16	92
C20	115

Components

MOUNTING SET with trim 2 lamps

TYPE	COLOUR	L-W-H (MM)	ARTICLE NUMBER(S)
for intermediate ceilings	white aluminium	147-80-21	048-269831G

POWER SUPPLY

L-W-H (MM)	ARTICLE NUMBER(S)
65-39-20	002-90742



Optional electrical accessories

DIN RAIL LED DRIVER

TYPE	L-W-H (MM)	ARTICLE NUMBER(S)
200 - 1050 mA 2 x 42W	36-88-59	005-6121030



DIN RAIL POWER SUPPLY

L-W-H (MM)	ARTICLE NUMBER(S)
72-90-63	005-6520210



Optional electrical accessories

POWER SUPPLY PREWIRED

TYPE	ARTICLE NUMBER(S)
with junktion box	002-90790A
with junktion box	002-90748A
with junktion box	002-90771A
with junktion box	002-90742A



SASSO 60 round wallwasher/floor

trim 2 lamps

048-2641014W 048-269831G 002-90742



Project / Type

Notes

Count / Date

Optional electrical accessories

POWER SUPPLY

TYPE	L-W-H (MM)	ARTICLE NUMBER(S)
with loop through function	185-30-21	002-90770
with loop through function	185-30-21	002-90747

