

# SASSO 60 round wallwasher/floor trimless soft acoustic ceiling

048-2641211W 048-2696197 002-90748



Project / Type

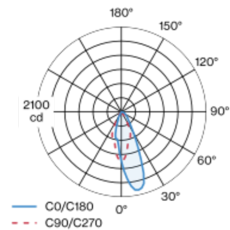
Notes

Count / Date

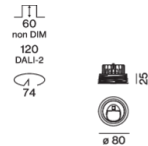


Round recessed spotlight in die-cast aluminium; 1 lamp; surface jet black; 360° rotatable; installation without tools in mounting set due to patented ball catch system; round installation housing; traffic white; for trimless installation in soft acoustic ceilings; suitable for ceiling thickness of 25-40 mm; passive cooling of the LEDs through improved heat sink geometry; no multiple shadows; light colour 3500 K; binning initial MacAdam ≤ 3 SDCM; CRI ≥ 90; min. 85% of luminous flux after 50000 operating hours; energy efficient LEDs with high CRI; with specially computed, asymmetrical reflector for homogeneous lighting intensity; high quality reflector with micro-faceted, aluminum-vaporised surface; PC2; 220-240 V; incl. DALI-2 converter; light source replaceable by an authorized professional; control gear replaceable by an authorized professional;

## Light distribution



## Product drawing



## General

Ceiling | Recessed

rotation 360°

jet black | RAL 9005

Mounting set traffic white

IP20

1020 lm

fixture 115 lm/W <sup>1</sup>

## LED

3500 K

CRI ≥ 90

L85 / 50000 h

initial MacAdam ≤ 3 SDCM

R<sub>g</sub>: 96 | R<sub>r</sub>: 90 | R<sub>t(1-15)</sub>: 91

MR 0.74 | MDER 0.67

## Optical

wallwasher floor

PstLM ≤ 1.0 <sup>2</sup> | SVM ≤ 0.4 <sup>2</sup>

## Electrical

DALI-2 | 1 DALI Addr.

PC2 | 220-240 V

system 10.4 W | fixture 8.9 W

36 Vf | 250 mA

## Physical

trimless for acoustic ceiling

diameter 80 mm | height 48 mm

0.63 kg

## Cutout

diameter 74 mm

min. ceiling thickness 25 mm | max. ceiling thickness 40 mm

recessed depth 120 mm

<sup>1</sup> incl. consideration of optical losses & internal control unit losses  
<sup>2</sup> Value of containing product at full load (undimmed)

## Installation instructions



## Lighting calculator



# SASSO 60 round wallwasher/floor trimless soft acoustic ceiling

048-2641211W 048-2696197 002-90748



Project / Type

Notes

Count / Date

## Maintenance Factors

Operating Time [h]	10 000	20 000	30 000	40 000	50 000
LLMF	0.982	0.954	0.926	0.899	0.873
LSF	1	1	1	1	1
MF	LMF × RSMF × LLMF × LSF		RSMF <sup>a</sup>	Room Surface Maintenance Factor	
MF	Maintenance Factor		LLMF	Lamp Lumens Maintenance Factor	
LMF <sup>a</sup>	Luminaire Maintenance Factor		LSF	Lamp Survival Factor	

<sup>a</sup> According to "CIE 97, Maintenance of indoor electric lighting systems", 2005, ISBN 3-900-734-34-8. The values must be determined by the planner.

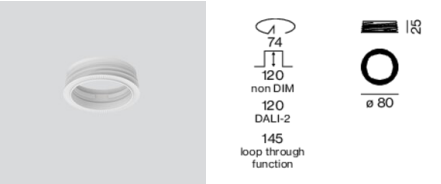
## Circuit Breaker Types

Automatic Circuit Breaker Type	Number of Fixtures
B10	72
B16	115
C10	106
C16	170

## Components

### MOUNTING SET trimless for soft acoustic ceilings

COLOUR	Ø (MM)	ARTICLE NUMBER(S)
traffic white	80	048-2696197



### POWER SUPPLY

L-W-H (MM)	ARTICLE NUMBER(S)
165-29-21	002-90748



## Mounting accessories

### MOUNTING TOOL

TYPE	COLOUR	L-W-H (MM)	ARTICLE NUMBER(S)
for soft acoustic ceilings	traffic black	77-77-35	048-2695918



# SASSO 60 round wallwasher/floor trimless soft acoustic ceiling

048-2641211W 048-2696197 002-90748



Project / Type

Notes

Count / Date

## Optional electrical accessories

### DIN RAIL LED DRIVER

L-W-H (MM)  
36-88-59

ARTICLE NUMBER(S)  
005-6121030



### DIN RAIL POWER SUPPLY

L-W-H (MM)  
72-90-63

ARTICLE NUMBER(S)  
005-6520210



## Optional electrical accessories

### POWER SUPPLY PRE-WIRED with junction box

ARTICLE NUMBER(S)

002-90790A

002-90748A

002-90771A

002-90742A



## Optional electrical accessories

### POWER SUPPLY PRE-WIRED with loop through function

L-W-H (MM)  
185-30-21  
185-30-21

ARTICLE NUMBER(S)  
002-90770  
002-90747



## Electrical accessories

### THROUGH WIRING CONNECTION BOX

TYPE

non DIM cable ø 4 – 12 mm

DALI cable ø 4 – 12 mm

L-W-H (MM)

105-58-30

105-58-30

ARTICLE NUMBER(S)

005-2531110

005-2551110



# SASSO 60 round wallwasher/floor trimless soft acoustic ceiling

048-2641211W 048-2696197 002-90748

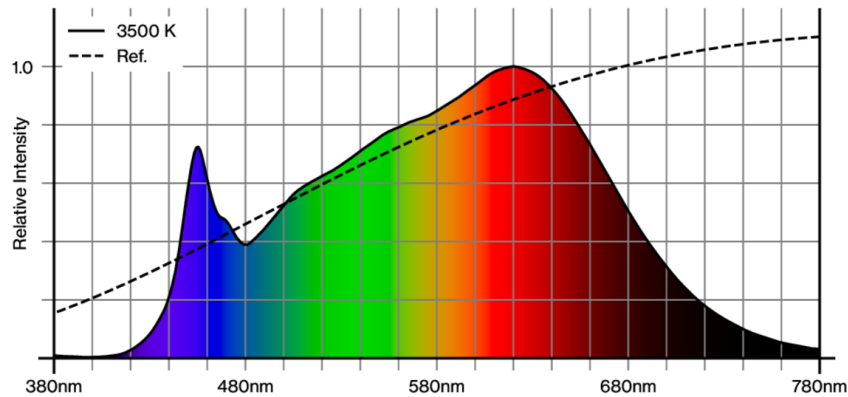


Project / Type

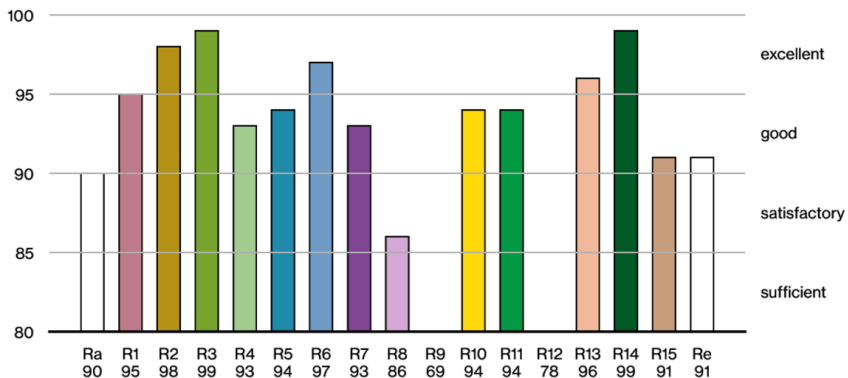
Notes

Count / Date

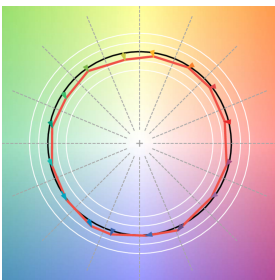
## Colour rendering



CRI/R<sub>a</sub> ≥ 94 R<sub>e</sub> ≥ 91 (3500 K)



## TM30 colour vector graphic



The black line represents the black body reference. The red line indicates the results of the test light source. The deviation from the test light source to the reference is shown and is marked by arrows. The shorter the arrows, the higher the color rendering.

