

# SASSO 60 square wallwasher/floor

trim

048-2651019W 048-269731G 002-90742



Project / Type

Notes

Count / Date



## General

Ceiling , Recessed

gold , RAL 260-M<sup>1</sup>

Mounting set white aluminium

IP20

1050 lm

fixture 118 lm/W<sup>2</sup>

## LED

3000 K

CRI ≥ 90

L85 / 50000 h

initial MacAdam ≤ 3 SDCM

R<sub>g</sub>: 99 , R<sub>f</sub>: 91 , R<sub>(1-15)</sub>: 89

MR 0.61

MDER 0.55

## Optical

wallwasher floor

PstLM ≤ 1.0<sup>3</sup>

SVM ≤ 0.4<sup>3</sup>

## Electrical

non DIM

220-240 V

system 10.4 W

fixture 8.9 W

36 Vf

250 mA

PC2

## Physical

trim

length 80 mm

width 80 mm

height 48 mm

0.26 kg

## Cutout

length 73 mm

width 73 mm

min. ceiling thickness 2 mm

max. ceiling thickness 25 mm

recessed depth 60 mm

<sup>1</sup> RAL code


<sup>2</sup> incl. consideration of optical losses & internal control unit losses

<sup>3</sup> Value of containing product at full load (undimmed)

## Installation instructions

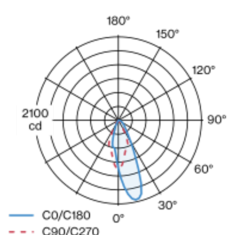


## Lighting calculator

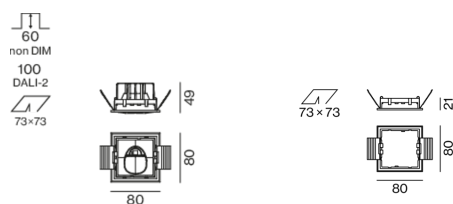


Recessed square spotlight in die-cast aluminium; 1 lamp; surface gold; installation without tools in mounting set due to patented ball catch system; square installation housing; with trim white aluminium; suitable for ceiling thickness of 2-25 mm; passive cooling of the LEDs through improved heat sink geometry; no multiple shadows; light colour 3000 K; binning initial MacAdam ≤ 3 SDCM; CRI ≥ 90; min. 85% of luminous flux after 50000 operating hours; energy efficient LEDs with high CRI; with specially computed, asymmetrical reflector for homogeneous lighting intensity; high quality reflector with micro-faceted, aluminum-vaporised surface; PC2; 220-240 V; incl. converter, non dimmable; through wiring connection box, 3-pole or 5-pole, available as an accessory; accessories are listed separately; light source replaceable by an authorized professional; control gear replaceable by an authorized professional;

## Light distribution



## Product drawing



# SASSO 60 square wallwasher/floor

trim

048-2651019W 048-269731G 002-90742



Project / Type

Notes

Count / Date

## Maintenance Factors

| Operating Time [h] | 10 000                       | 20 000 | 30 000  | 40 000 | 50 000 |
|--------------------|------------------------------|--------|---|--------|--------|
| LLMF               | 0.982                        | 0.954  | 0.926   | 0.899  | 0.873  |
| LSF                | 1                            | 1      | 1   | 1      | 1      |
| MF                 | LMF × RSMF × LLMF × LSF      |        | RSMF <sup>a</sup> Room Surface Maintenance Factor |        |        |
| MF                 | Maintenance Factor           |        | LLMF Lamp Lumens Maintenance Factor               |        |        |
| LMF <sup>a</sup>   | Luminaire Maintenance Factor |        | LSF Lamp Survival Factor                          |        |        |

<sup>a</sup> According to "CIE 97, Maintenance of indoor electric lighting systems", 2005, ISBN 3-900-734-34-8. The values must be determined by the planner.

## Circuit Breaker Types

| Automatic Circuit Breaker Type | Number of Fixtures |
|--------------------------------|--------------------|
| B10                            | 57                 |
| B13                            | 75                 |
| B16                            | 92                 |
| B20                            | 115                |
| C10                            | 57                 |
| C13                            | 75                 |
| C16                            | 92                 |
| C20                            | 115                |

## Components

### MOUNTING SET with trim 1 lamp

| TYPE                      | COLOUR          | L-W-H (MM) | ARTICLE NUMBER(S) |
|---------------------------|-----------------|------------|-------------------|
| for intermediate ceilings | white aluminium | 80-80-21   | 048-269731G       |



### POWER SUPPLY

| TYPE | L-W-H (MM) | ARTICLE NUMBER(S) |
|------|------------|-------------------|
| 10 W | 65-39-20   | 002-90742         |



## Mounting accessories

### THROUGH WIRING CONNECTION BOX

| TYPE                                     | L-W-H (MM) | ARTICLE NUMBER(S) |
|--|------------|-------------------|
| non DIM cable ø 4 – 12 mm, Linect®-Ready | 105-58-30  | 005-2531110       |
| DALI cable ø 4 – 12 mm, Linect®-Ready    | 105-58-30  | 005-2551110       |



## Mounting accessories

### PRIMED CONCRETE MOUNTING HOUSING

| COLOUR          | L-W-H (MM)  | ARTICLE NUMBER(S) |
|-----------------|-------------|-------------------|
| white aluminium | 614-307-120 | 048-2695110       |



## Optional electrical accessories

### DIN RAIL LED DRIVER

| TYPE                           | L-W-H (MM) | ARTICLE NUMBER(S) |
|--------------------------------|------------|-------------------|
| DALI-2   200-1050 mA   2 x 42W | 36-88-59   | 005-6121030       |



### DIN RAIL POWER SUPPLY

| TYPE  | L-W-H (MM) | ARTICLE NUMBER(S) |
|-------|------------|-------------------|
| 160 W | 72-90-63   | 005-6520210       |



# SASSO 60 square wallwasher/floor

trim

048-2651019W 048-269731G 002-90742



Project / Type

Notes

Count / Date

## Optional electrical accessories

### POWER SUPPLY PREWIRED

| TYPE                        | ARTICLE NUMBER(S) |
|-----------------------------|-------------------|
| with junktion box   DALI-2  | 002-90790A        |
| with junktion box   DALI-2  | 002-90748A        |
| with junktion box   non DIM | 002-90771A        |
| with junktion box   non DIM | 002-90742A        |

## Optional electrical accessories

### POWER SUPPLY

| TYPE                       | L-W-H (MM) | ARTICLE NUMBER(S) |
|----------------------------|------------|-------------------|
| with loop through function | 185-30-21  | 002-90770         |
| with loop through function | 185-30-21  | 002-90747         |

