

SASSO 60 square wallwasher

trimless

048-2651111A 048-2697117 002-90748



Project / Type

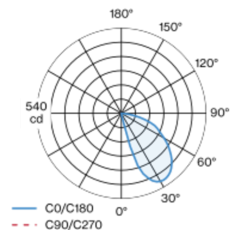
Notes

Count / Date

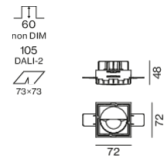


Recessed square spotlight in die-cast aluminium; 1 lamp; surface jet black; installation without tools in mounting set due to patented ball catch system; square installation housing; for trimless installation in plasterboard ceilings; suitable for ceiling thickness of 12.5/15/25 mm; passive cooling of the LEDs through improved heat sink geometry; no multiple shadows; light colour 4000 K; binning initial MacAdam ≤ 3 SDCM; CRI ≥ 90 ; min. 90% of luminous flux after 50000 operating hours; energy efficient LEDs with high CRI; with specially computed, asymmetrical reflector for homogeneous lighting intensity; high quality reflector with micro-faceted, aluminum-vaporised surface; PC2; 220-240 V; incl. DALI-2 converter; through wiring connection box, 3-pole or 5-pole, available as an accessory; accessories are listed separately; light source replaceable by an authorized professional; control gear replaceable by an authorized professional;

Light distribution



Product drawing



General

Ceiling | Recessed

jet black | RAL 9005

Mounting set traffic white

IP20

611 lm

fixture 76 lm/W ¹

LED

4000 K

CRI ≥ 90

L90 / 50000 h

initial MacAdam ≤ 3 SDCM

R_g: 102 | R_f: 93 | R_{f(1-5)}: 92

MR 0.81 | MDER 0.74

Optical

wallwasher

PstLM ≤ 1.0 ² | SVM ≤ 0.4 ²

Electrical

DALI-2 | 1 DALI Addr.

PC2 | 220-240 V

system 9.5 W | fixture 8.1 W

36 Vf | 250 mA

Physical

trimless

length 72 mm | width 72 mm | height 48 mm

0.25 kg

Cutout

length 73 mm | width 73 mm

min. ceiling thickness 12.5 mm | max. ceiling thickness 25 mm

recessed depth 105 mm

¹ incl. consideration of optical losses & internal control unit losses
² Value of containing product at full load (undimmed)

Installation instructions



Lighting calculator



SASSO 60 square wallwasher

trimless

048-2651111A 048-2697117 002-90748



Project / Type

Notes

Count / Date

Maintenance Factors

Operating Time [h]	10 000	20 000	30 000	40 000	50 000
LLMF	0.96	0.95	0.94	0.93	0.92
LSF	1	1	1	1	1
MF	LMF × RSMF × LLMF × LSF		RSMF ^a		Room Surface Maintenance Factor
MF	Maintenance Factor		LLMF		Lamp Lumens Maintenance Factor
LMF ^a	Luminaire Maintenance Factor		LSF		Lamp Survival Factor

^a According to "CIE 97, Maintenance of indoor electric lighting systems", 2005, ISBN 3-900-734-34-8. The values must be determined by the planner.

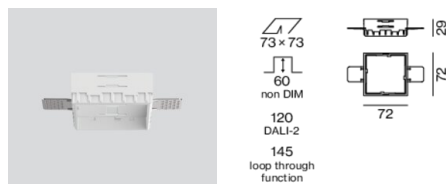
Circuit Breaker Types

Automatic Circuit Breaker Type	Number of Fixtures
B10	72
B16	115
C10	106
C16	170

Components

MOUNTING SET trimless

TYPE	COLOUR	L-W-H (MM)	ARTICLE NUMBER(S)
for plasterboard ceilings 12.5/15/25 mm	traffic white	72-72-29	048-2697117



POWER SUPPLY

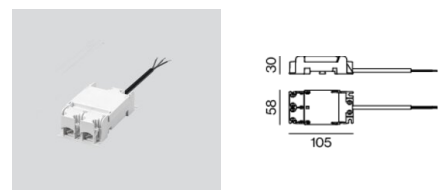
L-W-H (MM)	ARTICLE NUMBER(S)
165-29-21	002-90748



Mounting accessories

THROUGH WIRING CONNECTION BOX

TYPE	L-W-H (MM)	ARTICLE NUMBER(S)
non DIM cable ø 4 – 12 mm	105-58-30	005-253110
DALI cable ø 4 – 12 mm	105-58-30	005-255110



Mounting accessories

PRIMED CONCRETE MOUNTING HOUSING

L-W-H (MM)	ARTICLE NUMBER(S)
614-307-120	048-2695110



[048-2651111A 048-2697117 002-90748] The technical data represent rated values for an ambient temperature of 25°C. The data values for the luminous flux are initially subject to a tolerance of +/- 10%, those for the electrical connected load are initially subject to a tolerance of +/- 10%, and those for the colour temperature are initially subject to a tolerance of +/- 150 K. No liability is assumed for typographical or printing errors. The general terms and conditions of XAL GmbH apply.
© XAL GmbH · Auer-Welsbach-Gasse 36 · 8055 Graz · Austria · www.xal.com

06.08.2025

SASSO 60 square wallwasher

trimless

048-2651111A 048-2697117 002-90748



Project / Type

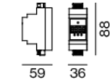
Notes

Count / Date

Optional electrical accessories

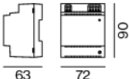
DIN RAIL LED DRIVER

L-W-H (MM)	ARTICLE NUMBER(S)
36-88-59	005-6121030



DIN RAIL POWER SUPPLY

L-W-H (MM)	ARTICLE NUMBER(S)
72-90-63	005-6520210



Optional electrical accessories

POWER SUPPLY PRE-WIRED with junction box

ARTICLE NUMBER(S)
002-90790A
002-90748A
002-90771A
002-90742A



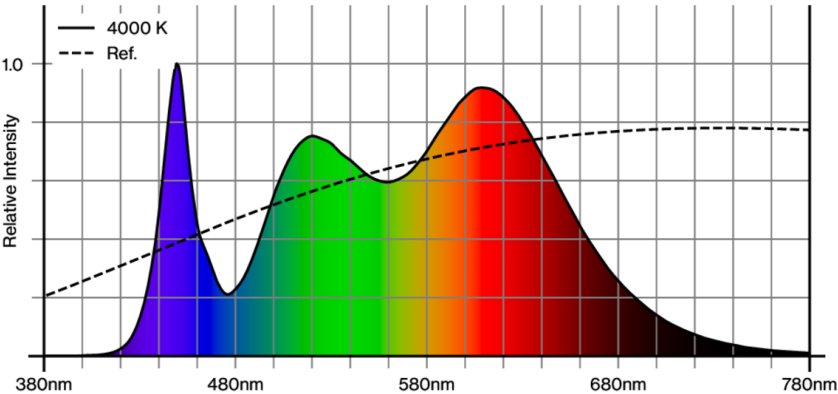
Optional electrical accessories

POWER SUPPLY PRE-WIRED with loop through function

L-W-H (MM)	ARTICLE NUMBER(S)
185-30-21	002-90770
185-30-21	002-90747



Colour rendering



SASSO 60 square wallwasher

trimless

048-2651111A 048-2697117 002-90748

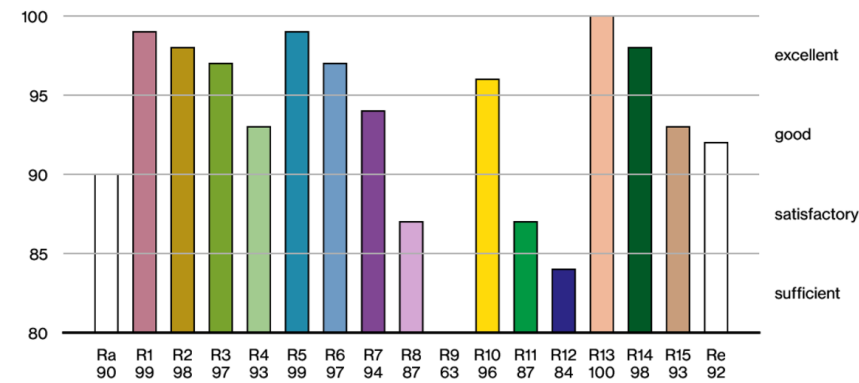


Project / Type

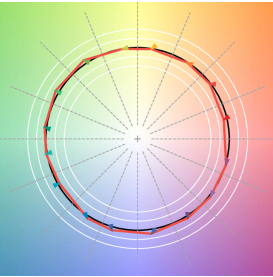
Notes

Count / Date

CRI/R_a ≥ 95 R_e ≥ 92 (4000 K)



TM30 colour vector graphic



The black line represents the black body reference. The red line indicates the results of the test light source. The deviation from the test light source to the reference is shown and is marked by arrows. The shorter the arrows, the higher the color rendering.

