

# SASSO 60 round wallwasher

trim 2 lamps

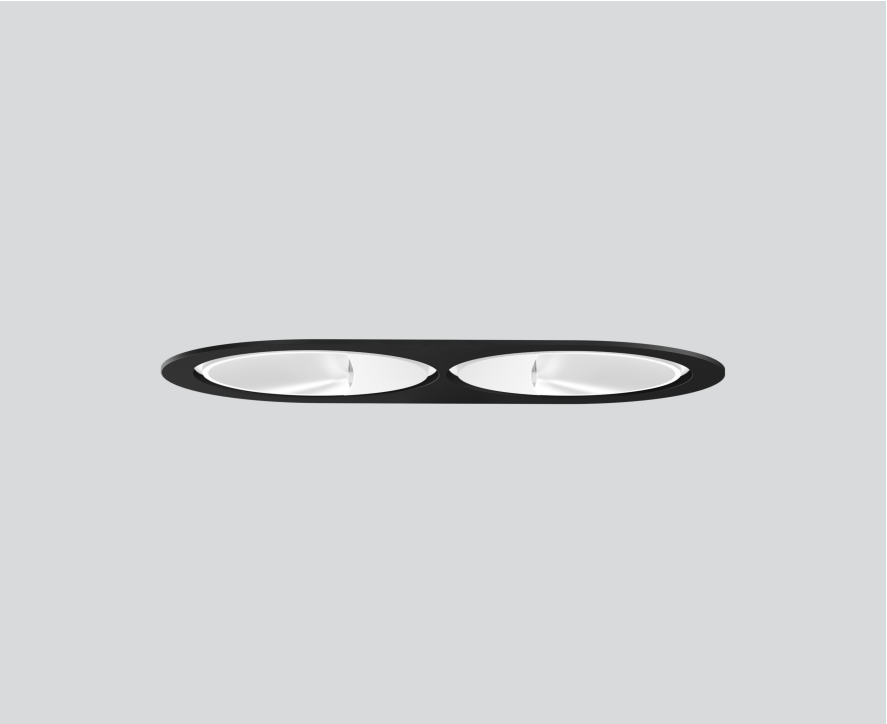
048-2641217A 048-2698318 002-90748



Project / Type

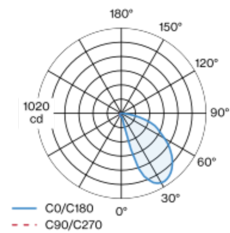
Notes

Count / Date

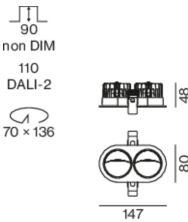


Round recessed spotlight in die-cast aluminium; 2 lamps; surface white; 360° rotatable; installation without tools in mounting set due to patented ball catch system; oval installation housing; with trim jet black; suitable for ceiling thickness of 2-25 mm; passive cooling of the LEDs through improved heat sink geometry; no multiple shadows; light colour 3500 K; CRI ≥ 90; min. 90% of luminous flux after 50000 operating hours; energy efficient LEDs with high CRI; with specially computed, asymmetrical reflector for homogeneous lighting intensity; high quality reflector with micro-faceted, aluminum-vaporised surface; PC2; 220-240 V; incl. DALI-2 converter; light source replaceable by an authorized professional; control gear replaceable by an authorized professional;

## Light distribution



## Product drawing



## General

Ceiling | Recessed

rotation 360°

white | RAL 9016 <sup>1</sup>

Mounting set jet black

IP20

1250 lm

fixture 77 lm/W <sup>2</sup>

## LED

3500 K

CRI ≥ 90

L90 / 50000 h

MR 0.82 | MDER 0.74

## Optical

wallwasher

PstLM ≤ 1.0 <sup>3</sup> | SVM ≤ 0.4 <sup>3</sup>

## Electrical

DALI-2 | 1 DALI Addr.

PC2 | 220-240 V

system 19.0 W | fixture 8.1 W

total fixtures 16.2 W

36 Vf | 250 mA

## Physical

trim

length 147 mm | width 80 mm | height 48 mm

0.29 kg

## Cutout

diameter 70 mm | length 70 mm | width 136 mm

min. ceiling thickness 2 mm | max. ceiling thickness 25 mm

recessed depth 100 mm

<sup>1</sup> RAL code  
<sup>2</sup> incl. consideration of optical losses & internal control unit losses  
<sup>3</sup> Value of containing product at full load (undimmed)

## Installation instructions



## Lighting calculator



# SASSO 60 round wallwasher

trim 2 lamps

048-2641217A 048-2698318 002-90748



Project / Type

Notes

Count / Date

### Maintenance Factors

Operating Time [h]	10 000	20 000	30 000	40 000	50 000
LLMF	0.963	0.953	0.943	0.933	0.923
LSF	1	1	1	1	1
MF	LMF × RSMF × LLMF × LSF		RSMF <sup>a</sup>	Room Surface Maintenance Factor	
MF	Maintenance Factor		LLMF	Lamp Lumens Maintenance Factor	
LMF <sup>a</sup>	Luminaire Maintenance Factor		LSF	Lamp Survival Factor	

<sup>a</sup> According to "CIE 97, Maintenance of indoor electric lighting systems", 2005, ISBN 3-900-734-34-8. The values must be determined by the planner.

### Circuit Breaker Types

Automatic Circuit Breaker Type	Number of Fixtures
B10	72
B16	115
C10	106
C16	170

### Components

#### MOUNTING SET with trim 2 lamps

TYPE	COLOUR	L-W-H (MM)	ARTICLE NUMBER(S)
for intermediate ceilings	jet black	147-80-21	048-2698318



#### POWER SUPPLY

ARTICLE NUMBER(S)
002-90748

### Optional electrical accessories

#### DIN RAIL LED DRIVER

TYPE	L-W-H (MM)	ARTICLE NUMBER(S)
200 - 1050 mA   2 x 42W	36-88-59	005-6121030



#### DIN RAIL POWER SUPPLY

L-W-H (MM)	ARTICLE NUMBER(S)
72-90-63	005-6520210



### Optional electrical accessories

#### POWER SUPPLY PREWIRED

TYPE	ARTICLE NUMBER(S)
with junktion box	002-90790A
with junktion box	002-90748A
with junktion box	002-90771A
with junktion box	002-90742A



# SASSO 60 round wallwasher

trim 2 lamps

048-2641217A 048-2698318 002-90748



Project / Type

Notes

Count / Date

## Optional electrical accessories

### POWER SUPPLY

TYPE	L-W-H (MM)	ARTICLE NUMBER(S)
with loop through function	185-30-21	002-90770
with loop through function	185-30-21	002-90747

