

048-2651217W 048-2699317 002-90748



Count / Date



Ceiling , Recessed  
white , RAL 9016 <sup>1</sup>  
Mounting set traffic white  
IP20  
2120 lm  
fixture 119 lm/W<sup>2</sup>

3500 K
CRI ≥ 90
L85 / 50000 h
initial MacAdam ≤ 3 SDCM
R <sub>g</sub> : 96, R <sub>f</sub> : 90, R <sub>{1-15}</sub> : 91
MR 0.74
MDER 0.67

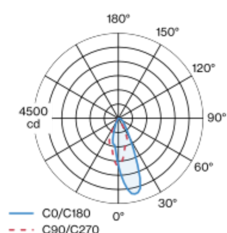
wallwasher floor
PstLM $\leq 1.0$ <sup>3</sup>
SVM $\leq 0.4$ <sup>3</sup>

DALI-2
220-240 V
system 20.8 W
fixture 8.9 W
36 Vf
250 mA
fixture 17.7 W
PC2
1 DALI Addr.

trim  
length 147 mm  
width 81 mm  
height 49 mm

length 138 mm  
width 73 mm  
min. ceiling thickness 2 mm  
max. ceiling thickness 25 mm  
recessed depth 100 mm

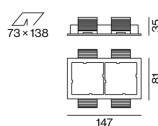
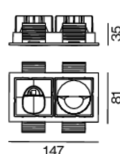
## Product drawing



Non-Div



72 x 12



## Installation instructions



## Lighting calculator



# SASSO 60 square wallwasher/floor

trim 2 lamps

048-2651217W 048-2699317 002-90748



Project / Type

Notes

Count / Date

## Maintenance Factors

Operating Time [h]	10 000	20 000	30 000	40 000	50 000
LLMF	0.982	0.954	0.926	0.899	0.873
LSF	1	1	1	1	1
MF	LMF × RSMF × LLMF × LSF		RSMF <sup>a</sup>	Room Surface Maintenance Factor	
MF	Maintenance Factor		LLMF	Lamp Lumens Maintenance Factor	
LMF <sup>a</sup>	Luminaire Maintenance Factor		LSF	Lamp Survival Factor	

<sup>a</sup> According to "CIE 97, Maintenance of indoor electric lighting systems", 2005, ISBN 3-900-734-34-8. The values must be determined by the planner.

## Circuit Breaker Types

Automatic Circuit Breaker Type	Number of Fixtures
B10	72
B16	115
C10	106
C16	170

## Components

### MOUNTING SET with trim 2 lamps

TYPE	COLOUR	L-W-H (MM)	ARTICLE NUMBER(S)
for intermediate ceilings	traffic white	147-81-35	048-2699317



### POWER SUPPLY

ARTICLE NUMBER(S)  
002-90748

## Mounting accessories

### THROUGH WIRING CONNECTION BOX

TYPE	L-W-H (MM)	ARTICLE NUMBER(S)
non DIM cable ø 4 – 12 mm, Linect®-Ready	105-58-30	005-2531110
DALI cable ø 4 – 12 mm, Linect®-Ready	105-58-30	005-2551110



## Optional electrical accessories

### DIN RAIL LED DRIVER

TYPE	L-W-H (MM)	ARTICLE NUMBER(S)
DALI-2   200-1050 mA   2 x 42W	36-88-59	005-6121030



### DIN RAIL POWER SUPPLY

TYPE	L-W-H (MM)	ARTICLE NUMBER(S)
160 W	72-90-63	005-6520210



[048-2651217W 048-2699317 002-90748] The technical data represent rated values for an ambient temperature of 25°C. The data values for the luminous flux are initially subject to a tolerance of +/- 10%, those for the electrical connected load are initially subject to a tolerance of +/- 10%, and those for the colour temperature are initially subject to a tolerance of +/- 150 K. No liability is assumed for typographical or printing errors. The general terms and conditions of XAL GmbH apply.  
© XAL GmbH · Auer-Welsbach-Gasse 36 · 8055 Graz · Austria · www.xal.com

30.04.2025

# SASSO 60 square wallwasher/floor

trim 2 lamps

048-2651217W 048-2699317 002-90748



Project / Type

Notes

Count / Date

## Optional electrical accessories

### POWER SUPPLY PREWIRED

TYPE	ARTICLE NUMBER(S)
with junktion box   DALI-2	002-90790A
with junktion box   DALI-2	002-90748A
with junktion box   non DIM	002-90771A
with junktion box   non DIM	002-90742A

## Optional electrical accessories

### POWER SUPPLY

TYPE	L-W-H (MM)	ARTICLE NUMBER(S)
with loop through function	185-30-21	002-90770
with loop through function	185-30-21	002-90747

