

# SASSO 60 square wallwasher/floor

trim 2 lamps


048-2651217W 048-2699318 002-90748



Project / Type

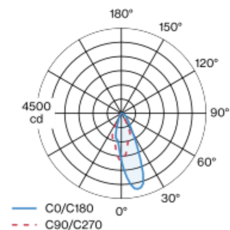
Notes

Count / Date

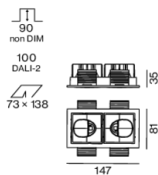


Recessed square spotlight in die-cast aluminium; 2 lamps; surface traffic white; installation without tools in mounting set due to patented ball catch system; rectangular installation housing; with trim jet black; suitable for ceiling thickness of 2-25 mm; passive cooling of the LEDs through improved heat sink geometry; no multiple shadows; light colour 3500 K; binning initial MacAdam  $\leq 3$  SDCM; CRI  $\geq 90$ ; min. 85% of luminous flux after 50000 operating hours; energy efficient LEDs with high CRI; with specially computed, asymmetrical reflector for homogeneous lighting intensity; high quality reflector with micro-faceted, aluminum-vaporised surface; PC2; 220-240 V; incl. DALI-2 converter; through wiring connection box, 3-pole or 5-pole, available as an accessory; accessories are listed separately; light source replaceable by an authorized professional; control gear replaceable by an authorized professional;

## Light distribution



## Product drawing



## General

Ceiling | Recessed

traffic white | RAL 9016

Mounting set jet black

IP20

2120 lm

fixture 119 lm/W <sup>1</sup>

## LED

3500 K

CRI  $\geq 90$

L85 / 50000 h

initial MacAdam  $\leq 3$  SDCM

R<sub>g</sub>: 96 | R<sub>f</sub>: 90 | R<sub>t1-15</sub>: 91

MR 0.74 | MDER 0.67

## Optical

wallwasher floor

PstLM  $\leq 1.0$  <sup>2</sup> | SVM  $\leq 0.4$  <sup>2</sup>

## Electrical

DALI-2 | 1 DALI Addr.

PC2 | 220-240 V

system 20.8 W | fixture 8.9 W

total fixtures 17.7 W

36 Vf | 250 mA

## Physical

trim

length 147 mm | width 81 mm | height 49 mm

0.29 kg

## Cutout

length 138 mm | width 73 mm

min. ceiling thickness 2 mm | max. ceiling thickness 25 mm

recessed depth 100 mm

<sup>1</sup> incl. consideration of optical losses & internal control unit losses  
<sup>2</sup> Value of containing product at full load (undimmed)

## Installation instructions



## Lighting calculator



# SASSO 60 square wallwasher/floor

trim 2 lamps

048-2651217W 048-2699318 002-90748



Project / Type

Notes

Count / Date

## Maintenance Factors

| Operating Time [h] | 10 000                       | 20 000 | 30 000            | 40 000 | 50 000                          |
|--------------------|------------------------------|--------|-------------------|--------|---------------------------------|
| LLMF               | 0.982                        | 0.954  | 0.926             | 0.899  | 0.873                           |
| LSF                | 1                            | 1      | 1                 | 1      | 1                               |
| MF                 | LMF × RSMF × LLMF × LSF      |        | RSMF <sup>a</sup> |        | Room Surface Maintenance Factor |
| MF                 | Maintenance Factor           |        | LLMF              |        | Lamp Lumens Maintenance Factor  |
| LMF <sup>a</sup>   | Luminaire Maintenance Factor |        | LSF               |        | Lamp Survival Factor            |

<sup>a</sup> According to "CIE 97, Maintenance of indoor electric lighting systems", 2005, ISBN 3-900-734-34-8. The values must be determined by the planner.

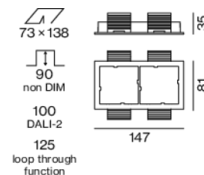
## Circuit Breaker Types

| Automatic Circuit Breaker Type | Number of Fixtures |
|--------------------------------|--------------------|
| B10                            | 72                 |
| B16                            | 115                |
| C10                            | 106                |
| C16                            | 170                |

## Components

### MOUNTING SET with trim 2 lamps

| TYPE                      | COLOUR    | L-W-H (MM) | ARTICLE NUMBER(S) |
|---------------------------|-----------|------------|-------------------|
| for intermediate ceilings | jet black | 147-81-35  | 048-2699318       |



### POWER SUPPLY

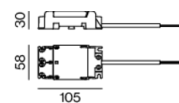
| L-W-H (MM) | ARTICLE NUMBER(S) |
|------------|-------------------|
| 165-29-21  | 002-90748         |



## Mounting accessories

### THROUGH WIRING CONNECTION BOX

| TYPE                      | L-W-H (MM) | ARTICLE NUMBER(S) |
|---------------------------|------------|-------------------|
| non DIM cable ø 4 – 12 mm | 105-58-30  | 005-2531110       |
| DALI cable ø 4 – 12 mm    | 105-58-30  | 005-2551110       |



# SASSO 60 square wallwasher/floor

trim 2 lamps

048-2651217W 048-2699318 002-90748



Project / Type

Notes

Count / Date

## Optional electrical accessories


### DIN RAIL LED DRIVER

|            |                   |
|------------|-------------------|
| L-W-H (MM) | ARTICLE NUMBER(S) |
| 36-88-59   | 005-6121030       |



### DIN RAIL POWER SUPPLY

|            |                   |
|------------|-------------------|
| L-W-H (MM) | ARTICLE NUMBER(S) |
| 72-90-63   | 005-6520210       |



## Optional electrical accessories

### POWER SUPPLY PRE-WIRED with junction box

|                   |
|-------------------|
| ARTICLE NUMBER(S) |
| 002-90790A        |
| 002-90748A        |
| 002-90771A        |
| 002-90742A        |



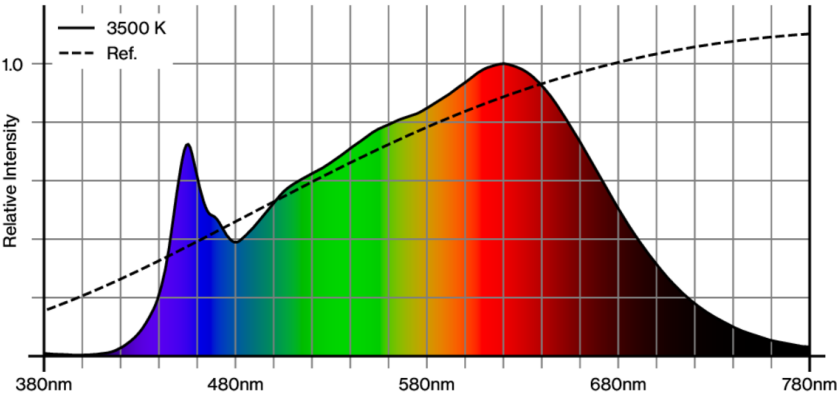
## Optional electrical accessories

### POWER SUPPLY PRE-WIRED with loop through function

|            |                   |
|------------|-------------------|
| L-W-H (MM) | ARTICLE NUMBER(S) |
| 185-30-21  | 002-90770         |
| 185-30-21  | 002-90747         |



## Colour rendering



# SASSO 60 square wallwasher/floor

trim 2 lamps

048-2651217W 048-2699318 002-90748

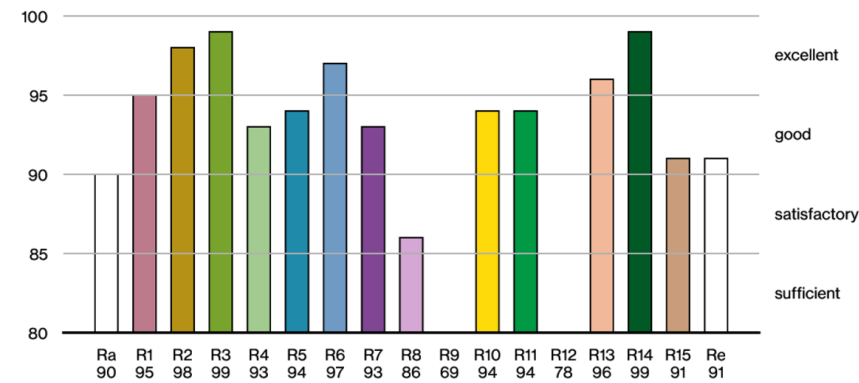


Project / Type

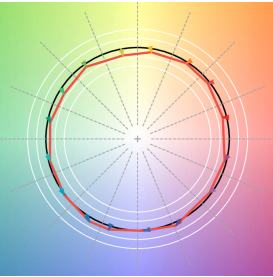
Notes

Count / Date

CRI/R<sub>a</sub> ≥ 94 R<sub>e</sub> ≥ 91 (3500 K)



TM30 colour vector graphic



The black line represents the black body reference. The red line indicates the results of the test light source. The deviation from the test light source to the reference is shown and is marked by arrows. The shorter the arrows, the higher the color rendering.

