

# SASSO 60 round wallwasher

trim 2 lamps

048-2641919A 048-2698317 002-90742



Project / Type

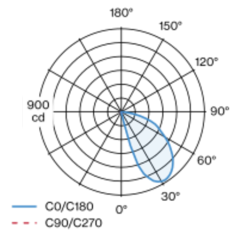
Notes

Count / Date



Round recessed spotlight in die-cast aluminium; 2 lamps; surface gold dust; 360° rotatable; installation without tools in mounting set due to patented ball catch system; oval installation housing; with trim traffic white; suitable for ceiling thickness of 2-25 mm; passive cooling of the LEDs through improved heat sink geometry; no multiple shadows; light colour 2700 K; binning initial MacAdam ≤ 3 SDCM; CRI ≥ 90; min. 90% of luminous flux after 50000 operating hours; energy efficient LEDs with high CRI; with specially computed, asymmetrical reflector for homogeneous lighting intensity; high quality reflector with micro-faceted, aluminum-vaporised surface; PC2; 220-240 V; incl. converter, non dimmable; light source replaceable by an authorized professional; control gear replaceable by an authorized professional;

## Light distribution



## Product drawing



## General

Ceiling | Recessed

rotation 360°

gold dust | RAL 260-M

Mounting set traffic white

IP20

1090 lm

fixture 67 lm/W <sup>1</sup>

## LED

2700 K

CRI ≥ 90

L90 / 50000 h

initial MacAdam ≤ 3 SDCM

R<sub>g</sub>: 101 | R<sub>r</sub>: 91 | R<sub>t(1-5)</sub>: 89

MR 0.56 | MDER 0.51

## Optical

wallwasher

PstLM ≤ 1.0 <sup>2</sup> | SVM ≤ 0.4 <sup>2</sup>

## Electrical

non DIM

PC2 | 220-240 V

system 19.0 W | fixture 8.1 W

total fixtures 16.2 W

36 Vf | 250 mA

## Physical

trim

length 147 mm | width 80 mm | height 48 mm

0.26 kg

## Cutout

diameter 70 mm | length 70 mm | width 136 mm

min. ceiling thickness 2 mm | max. ceiling thickness 25 mm

recessed depth 90 mm

<sup>1</sup> incl. consideration of optical losses & internal control unit losses  
<sup>2</sup> Value of containing product at full load (undimmed)

## Installation instructions



## Lighting calculator



# SASSO 60 round wallwasher

trim 2 lamps

048-2641919A 048-2698317 002-90742



Project / Type

Notes

Count / Date

## Maintenance Factors

Operating Time [h]	10 000	20 000	30 000	40 000	50 000
LLMF	0.96	0.95	0.94	0.93	0.92
LSF	1	1	1	1	1
MF	LMF × RSMF × LLMF × LSF		RSMF <sup>a</sup> Room Surface Maintenance Factor		
MF	Maintenance Factor		LLMF Lamp Lumens Maintenance Factor		
LMF <sup>a</sup>	Luminaire Maintenance Factor		LSF Lamp Survival Factor		

<sup>a</sup> According to "CIE 97, Maintenance of indoor electric lighting systems", 2005, ISBN 3-900-734-34-8. The values must be determined by the planner.

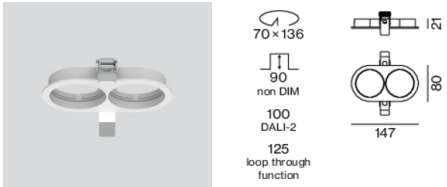
## Circuit Breaker Types

Automatic Circuit Breaker Type	Number of Fixtures
B10	57
B13	75
B16	92
B20	115
C10	57
C13	75
C16	92
C20	115

## Components

### MOUNTING SET with trim 2 lamps

TYPE for intermediate ceilings	COLOUR traffic white	L-W-H (MM) 147-80-21	ARTICLE NUMBER(S) 048-2698317
-----------------------------------	-------------------------	-------------------------	----------------------------------



### POWER SUPPLY

L-W-H (MM) 65-39-20	ARTICLE NUMBER(S) 002-90742
------------------------	--------------------------------



## Optional electrical accessories

### DIN RAIL LED DRIVER

L-W-H (MM) 36-88-59	ARTICLE NUMBER(S) 005-6121030
------------------------	----------------------------------



### DIN RAIL POWER SUPPLY

L-W-H (MM) 72-90-63	ARTICLE NUMBER(S) 005-6520210
------------------------	----------------------------------



# SASSO 60 round wallwasher

trim 2 lamps

048-2641919A 048-2698317 002-90742



Project / Type

Notes

Count / Date

## Optional electrical accessories

### POWER SUPPLY PRE-WIRED with junction box

ARTICLE NUMBER(S)
002-90790A
002-90748A
002-90771A
002-90742A



## Optional electrical accessories

### POWER SUPPLY PRE-WIRED with loop through function

L-W-H (MM)	ARTICLE NUMBER(S)
185-30-21	002-90770
185-30-21	002-90747



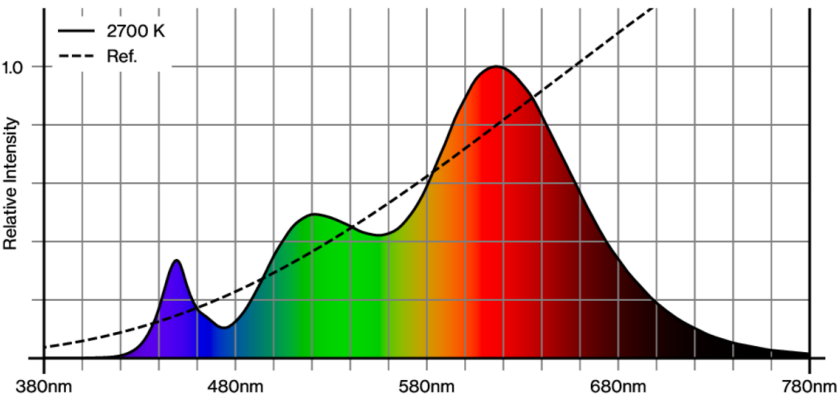
## Electrical accessories

### THROUGH WIRING CONNECTION BOX

TYPE	L-W-H (MM)	ARTICLE NUMBER(S)
non DIM cable ø 4 – 12 mm	105-58-30	005-2531110
DALI cable ø 4 – 12 mm	105-58-30	005-2551110



## Colour rendering



# SASSO 60 round wallwasher

trim 2 lamps

048-2641919A 048-2698317 002-90742

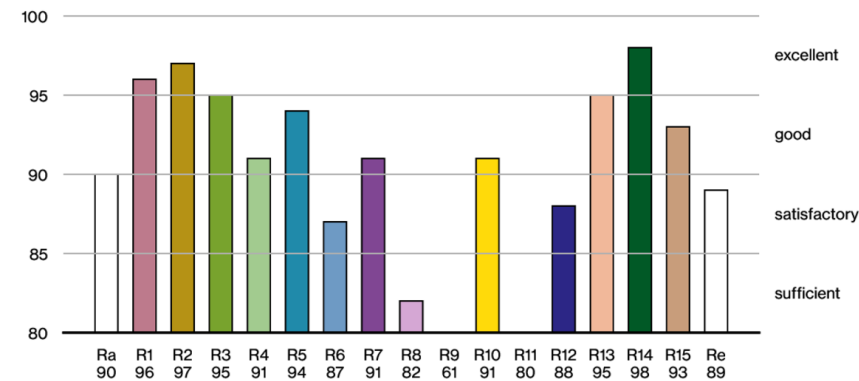


Project / Type

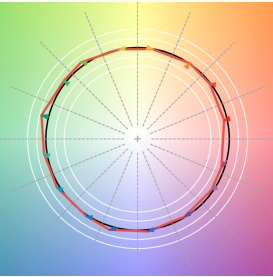
Notes

Count / Date

CRI/R<sub>a</sub> ≥ 91 R<sub>e</sub> ≥ 89 (2700 K)



## TM30 colour vector graphic



The black line represents the black body reference. The red line indicates the results of the test light source. The deviation from the test light source to the reference is shown and is marked by arrows. The shorter the arrows, the higher the color rendering.

