

SASSO 60 square wallwasher

trim 2 lamps


048-2651911A 048-269931G 002-90742



Project / Type

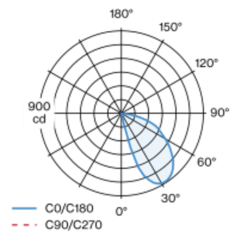
Notes

Count / Date

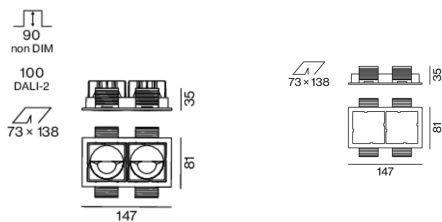


Recessed square spotlight in die-cast aluminium; 2 lamps; surface black; installation without tools in mounting set due to patented ball catch system; rectangular installation housing; with trim white aluminium; suitable for ceiling thickness of 2-25 mm; passive cooling of the LEDs through improved heat sink geometry; no multiple shadows; light colour 2700 K; binning initial MacAdam ≤ 3 SDCM; CRI ≥ 90 ; min. 90% of luminous flux after 50000 operating hours; energy efficient LEDs with high CRI; with specially computed, asymmetrical reflector for homogeneous lighting intensity; high quality reflector with micro-faceted, aluminum-vaporised surface; PC2; 220-240 V; incl. converter, non dimmable; through wiring connection box, 3-pole or 5-pole, available as an accessory; accessories are listed separately; light source replaceable by an authorized professional; control gear replaceable by an authorized professional;

Light distribution



Product drawing



General

Ceiling , Recessed

black , RAL 9005 ¹

Mounting set white aluminium

IP20

1080 lm

fixture 67 lm/W²

LED

2700 K

CRI ≥ 90

L90 / 50000 h

initial MacAdam ≤ 3 SDCM

R_g: 101 , R_r: 91 , R_{t(1-5)}: 89

MR 0.56

MDER 0.51

Optical

wallwasher

PstLM ≤ 1.0 ³

SVM ≤ 0.4 ³

Electrical

non DIM

220-240 V

system 19.0 W

fixture 8.1 W

36 Vf

250 mA

fixture 16.2 W

PC2

Physical

trim

length 147 mm

width 81 mm

height 48 mm

0.26 kg

Cutout

length 138 mm

width 73 mm

min. ceiling thickness 2 mm

max. ceiling thickness 25 mm

recessed depth 90 mm

¹ RAL code
² incl. consideration of optical losses & internal control unit losses
³ Value of containing product at full load (undimmed)

Installation instructions



Lighting calculator



SASSO 60 square wallwasher

trim 2 lamps

048-2651911A 048-269931G 002-90742



Project / Type

Notes

Count / Date

Maintenance Factors

| Operating Time [h] | 10 000 | 20 000 | 30 000 | 40 000 | 50 000 |
|--------------------|------------------------------|--------|---|--------|--------|
| LLMF | 0.96 | 0.95 | 0.94 | 0.93 | 0.92 |
| LSF | 1 | 1 | 1 | 1 | 1 |
| MF | LMF × RSMF × LLMF × LSF | | RSMF ^a Room Surface Maintenance Factor | | |
| MF | Maintenance Factor | | LLMF Lamp Lumens Maintenance Factor | | |
| LMF ^a | Luminaire Maintenance Factor | | LSF Lamp Survival Factor | | |

^a According to "CIE 97, Maintenance of indoor electric lighting systems", 2005, ISBN 3-900-734-34-8. The values must be determined by the planner.

Circuit Breaker Types

| Automatic Circuit Breaker Type | Number of Fixtures |
|--------------------------------|--------------------|
| B10 | 57 |
| B13 | 75 |
| B16 | 92 |
| B20 | 115 |
| C10 | 57 |
| C13 | 75 |
| C16 | 92 |
| C20 | 115 |

Components

MOUNTING SET with trim 2 lamps

| TYPE | COLOUR | L-W-H (MM) | ARTICLE NUMBER(S) |
|---------------------------|-----------------|------------|-------------------|
| for intermediate ceilings | white aluminium | 147-81-35 | 048-269931G |



POWER SUPPLY

| TYPE | L-W-H (MM) | ARTICLE NUMBER(S) |
|------|------------|-------------------|
| 10 W | 65-39-20 | 002-90742 |



Mounting accessories

THROUGH WIRING CONNECTION BOX

| TYPE | L-W-H (MM) | ARTICLE NUMBER(S) |
|--|------------|-------------------|
| non DIM cable ø 4 – 12 mm, Linect®-Ready | 105-58-30 | 005-2531110 |
| DALI cable ø 4 – 12 mm, Linect®-Ready | 105-58-30 | 005-2551110 |



Optional electrical accessories

DIN RAIL LED DRIVER

| TYPE | L-W-H (MM) | ARTICLE NUMBER(S) |
|--------------------------------|------------|-------------------|
| DALI-2 200-1050 mA 2 x 42W | 36-88-59 | 005-6121030 |



DIN RAIL POWER SUPPLY

| TYPE | L-W-H (MM) | ARTICLE NUMBER(S) |
|-------|------------|-------------------|
| 160 W | 72-90-63 | 005-6520210 |



SASSO 60 square wallwasher

trim 2 lamps

048-2651911A 048-269931G 002-90742



Project / Type

Notes

Count / Date

Optional electrical accessories

POWER SUPPLY PREWIRED

| TYPE | ARTICLE NUMBER(S) |
|-----------------------------|-------------------|
| with junktion box DALI-2 | 002-90790A |
| with junktion box DALI-2 | 002-90748A |
| with junktion box non DIM | 002-90771A |
| with junktion box non DIM | 002-90742A |

Optional electrical accessories

POWER SUPPLY

| TYPE | L·W·H (MM) | ARTICLE NUMBER(S) |
|----------------------------|------------|-------------------|
| with loop through function | 185-30-21 | 002-90770 |
| with loop through function | 185-30-21 | 002-90747 |

