

SASSO 60 square wallwasher/floor

trim 2 lamps


048-2651911W 048-2699318 002-90742



Project / Type

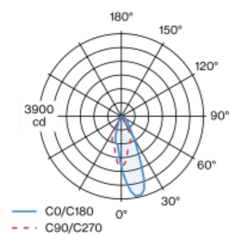
Notes

Count / Date

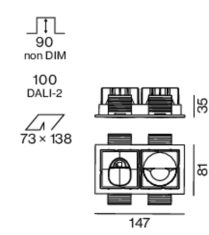


Recessed square spotlight in die-cast aluminium; 2 lamps; surface black; installation without tools in mounting set due to patented ball catch system; rectangular installation housing; with trim jet black; suitable for ceiling thickness of 2-25 mm; passive cooling of the LEDs through improved heat sink geometry; no multiple shadows; light colour 2700 K; binning initial MacAdam ≤ 3 SDCM; CRI ≥ 90 ; min. 85% of luminous flux after 50000 operating hours; energy efficient LEDs with high CRI; with specially computed, asymmetrical reflector for homogeneous lighting intensity; high quality reflector with micro-faceted, aluminum-vaporised surface; PC2; 220-240 V; incl. converter, non dimmable; through wiring connection box, 3-pole or 5-pole, available as an accessory; accessories are listed separately; light source replaceable by an authorized professional; control gear replaceable by an authorized professional;

Light distribution



Product drawing



General

Ceiling | Recessed

black | RAL 9005 ¹

Mounting set jet black

IP20

1980 lm

fixture 112 lm/W ²

LED

2700 K

CRI ≥ 90

L85 / 50000 h

initial MacAdam ≤ 3 SDCM

R_g: 101 | R_r: 90 | R₍₁₋₁₅₎: 88

MR 0.51 | MDER 0.46

Optical

wallwasher floor

PstLM ≤ 1.0 ³ | SVM ≤ 0.4 ³

Electrical

non DIM

PC2 | 220-240 V

system 20.8 W | fixture 8.9 W

total fixtures 17.7 W

36 Vf | 250 mA

Physical

trim

length 147 mm | width 81 mm | height 49 mm

0.26 kg

Cutout

length 138 mm | width 73 mm

min. ceiling thickness 2 mm | max. ceiling thickness 25 mm

recessed depth 90 mm

¹ RAL code

² incl. consideration of optical losses & internal control unit losses

³ Value of containing product at full load (undimmed)

Installation instructions



Lighting calculator

