

SASSO 60 square wallwasher/floor

trim 2 lamps


048-2651011W 048-2699318 002-90742



Project / Type

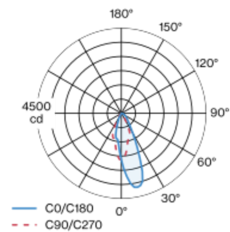
Notes

Count / Date

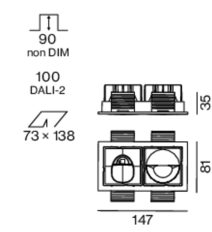


Recessed square spotlight in die-cast aluminium; 2 lamps; surface black; installation without tools in mounting set due to patented ball catch system; rectangular installation housing; with trim jet black; suitable for ceiling thickness of 2-25 mm; passive cooling of the LEDs through improved heat sink geometry; no multiple shadows; light colour 3000 K; binning initial MacAdam ≤ 3 SDCM; CRI ≥ 90 ; min. 85% of luminous flux after 50000 operating hours; energy efficient LEDs with high CRI; with specially computed, asymmetrical reflector for homogeneous lighting intensity; high quality reflector with micro-faceted, aluminum-vaporised surface; PC2; 220-240 V; incl. converter, non dimmable; through wiring connection box, 3-pole or 5-pole, available as an accessory; accessories are listed separately; light source replaceable by an authorized professional; control gear replaceable by an authorized professional;

Light distribution



Product drawing



General

Ceiling | Recessed

black | RAL 9005 ¹

Mounting set jet black

IP20

2060 lm

fixture 117 lm/W ²

LED

3000 K

CRI ≥ 90

L85 / 50000 h

initial MacAdam ≤ 3 SDCM

R_g: 99 | R_f: 91 | R₍₁₋₁₅₎: 89

MR 0.61 | MDER 0.55

Optical

wallwasher floor

PstLM ≤ 1.0 ³ | SVM ≤ 0.4 ³

Electrical

non DIM

PC2 | 220-240 V

system 20.8 W | fixture 8.9 W

total fixtures 17.7 W

36 Vf | 250 mA

Physical

trim

length 147 mm | width 81 mm | height 49 mm

0.26 kg

Cutout

length 138 mm | width 73 mm

min. ceiling thickness 2 mm | max. ceiling thickness 25 mm

recessed depth 90 mm

¹ RAL code
² incl. consideration of optical losses & internal control unit losses
³ Value of containing product at full load (undimmed)

Installation instructions



Lighting calculator



SASSO 60 square wallwasher/floor

trim 2 lamps

048-2651011W 048-2699318 002-90742



Project / Type

Notes

Count / Date

Maintenance Factors

| Operating Time [h] | 10 000 | 20 000 | 30 000 | 40 000 | 50 000 |
|--------------------|------------------------------|--------|---|--------|--------|
| LLMF | 0.982 | 0.954 | 0.926 | 0.899 | 0.873 |
| LSF | 1 | 1 | 1 | 1 | 1 |
| MF | LMF × RSMF × LLMF × LSF | | RSMF ^a Room Surface Maintenance Factor | | |
| MF | Maintenance Factor | | LLMF Lamp Lumens Maintenance Factor | | |
| LMF ^a | Luminaire Maintenance Factor | | LSF Lamp Survival Factor | | |

^a According to "CIE 97, Maintenance of indoor electric lighting systems", 2005, ISBN 3-900-734-34-8. The values must be determined by the planner.

Circuit Breaker Types

| Automatic Circuit Breaker Type | Number of Fixtures |
|--------------------------------|--------------------|
| B10 | 57 |
| B13 | 75 |
| B16 | 92 |
| B20 | 115 |
| C10 | 57 |
| C13 | 75 |
| C16 | 92 |
| C20 | 115 |

Components

MOUNTING SET with trim 2 lamps

| | | | |
|-----------------------------------|---------------------|-------------------------|----------------------------------|
| TYPE for intermediate ceilings | COLOUR jet black | L-W-H (MM) 147-81-35 | ARTICLE NUMBER(S) 048-2699318 |
|-----------------------------------|---------------------|-------------------------|----------------------------------|



POWER SUPPLY

| | |
|------------------------|--------------------------------|
| L-W-H (MM) 65-39-20 | ARTICLE NUMBER(S) 002-90742 |
|------------------------|--------------------------------|



Mounting accessories

THROUGH WIRING CONNECTION BOX

| | | |
|--|-------------------------|----------------------------------|
| TYPE non DIM cable ø 4 – 12 mm, Linect®-Ready | L-W-H (MM) 105-58-30 | ARTICLE NUMBER(S) 005-2531110 |
| DALI cable ø 4 – 12 mm, Linect®-Ready | 105-58-30 | 005-2551110 |



Optional electrical accessories

DIN RAIL LED DRIVER

| | | |
|---------------------------------|------------------------|----------------------------------|
| TYPE 200 - 1050 mA 2 x 42W | L-W-H (MM) 36-88-59 | ARTICLE NUMBER(S) 005-6121030 |
|---------------------------------|------------------------|----------------------------------|



DIN RAIL POWER SUPPLY

| | |
|------------------------|----------------------------------|
| L-W-H (MM) 72-90-63 | ARTICLE NUMBER(S) 005-6520210 |
|------------------------|----------------------------------|



SASSO 60 square wallwasher/floor

trim 2 lamps
048-2651011W 048-2699318 002-90742



Project / Type

Notes

Count / Date

Optional electrical accessories

POWER SUPPLY PREWIRED

| TYPE | ARTICLE NUMBER(S) |
|-------------------|-------------------|
| with junktion box | 002-90790A |
| with junktion box | 002-90748A |
| with junktion box | 002-90771A |
| with junktion box | 002-90742A |

Optional electrical accessories

POWER SUPPLY

| TYPE | L-W-H (MM) | ARTICLE NUMBER(S) |
|----------------------------|------------|-------------------|
| with loop through function | 185-30-21 | 002-90770 |
| with loop through function | 185-30-21 | 002-90747 |

