

SASSO 60 round wallwasher/floor

trim 2 lamps

048-2641911W 048-2698318 002-90748



Project / Type

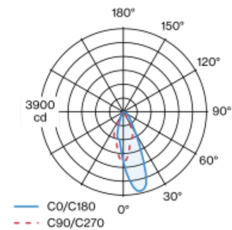
Notes

Count / Date



Round recessed spotlight in die-cast aluminium; 2 lamps; surface jet black; 360° rotatable; installation without tools in mounting set due to patented ball catch system; oval installation housing; with trim jet black; suitable for ceiling thickness of 2-25 mm; passive cooling of the LEDs through improved heat sink geometry; no multiple shadows; light colour 2700 K; binning initial MacAdam ≤ 3 SDCM; CRI ≥ 90; min. 85% of luminous flux after 50000 operating hours; energy efficient LEDs with high CRI; with specially computed, asymmetrical reflector for homogeneous lighting intensity; high quality reflector with micro-faceted, aluminum-vaporised surface; PC2; 220-240 V; incl. DALI-2 converter; light source replaceable by an authorized professional; control gear replaceable by an authorized professional;

Light distribution



Product drawing



General

Ceiling | Recessed

rotation 360°

jet black | RAL 9005

Mounting set jet black

IP20

1960 lm

fixture 111 lm/W ¹

LED

2700 K

CRI ≥ 90

L85 / 50000 h

initial MacAdam ≤ 3 SDCM

R_g: 101 | R_r: 90 | R_{f(1-15)}: 88

MR 0.51 | MDER 0.46

Optical

wallwasher floor

PstLM ≤ 1.0 ² | SVM ≤ 0.4 ²

Electrical

DALI-2 | 1 DALI Addr.

PC2 | 220-240 V

system 20.8 W | fixture 8.9 W

total fixtures 17.7 W

36 Vf | 250 mA

Physical

trim

length 147 mm | width 80 mm | height 48 mm

0.29 kg

Cutout

diameter 70 mm | length 70 mm | width 136 mm

min. ceiling thickness 2 mm | max. ceiling thickness 25 mm

recessed depth 100 mm

¹ incl. consideration of optical losses & internal control unit losses
² Value of containing product at full load (undimmed)

Installation instructions



Lighting calculator



SASSO 60 round wallwasher/floor

trim 2 lamps

048-2641911W 048-2698318 002-90748



Project / Type

Notes

Count / Date

Maintenance Factors

Operating Time [h]	10 000	20 000	30 000	40 000	50 000
LLMF	0.982	0.954	0.926	0.899	0.873
LSF	1	1	1	1	1
MF	LMF × RSMF × LLMF × LSF		RSMF ^a Room Surface Maintenance Factor		
MF	Maintenance Factor		LLMF Lamp Lumens Maintenance Factor		
LMF ^a	Luminaire Maintenance Factor		LSF Lamp Survival Factor		

^a According to "CIE 97, Maintenance of indoor electric lighting systems", 2005, ISBN 3-900-734-34-8. The values must be determined by the planner.

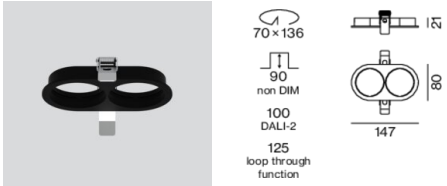
Circuit Breaker Types

Automatic Circuit Breaker Type	Number of Fixtures
B10	72
B16	115
C10	106
C16	170

Components

MOUNTING SET with trim 2 lamps

TYPE	COLOUR	L-W-H (MM)	ARTICLE NUMBER(S)
for intermediate ceilings	jet black	147-80-21	048-2698318



POWER SUPPLY

L-W-H (MM)	ARTICLE NUMBER(S)
165-29-21	002-90748



Optional electrical accessories


DIN RAIL LED DRIVER

L-W-H (MM)	ARTICLE NUMBER(S)
36-88-59	005-6121030



DIN RAIL POWER SUPPLY

L-W-H (MM)	ARTICLE NUMBER(S)
72-90-63	005-6520210



SASSO 60 round wallwasher/floor

trim 2 lamps

048-2641911W 048-2698318 002-90748



Project / Type

Notes

Count / Date

Optional electrical accessories

POWER SUPPLY PRE-WIRED with junction box

ARTICLE NUMBER(S)

002-90790A

002-90748A

002-90771A

002-90742A



Optional electrical accessories

POWER SUPPLY PRE-WIRED with loop through function

L-W-H (MM)

185-30-21

185-30-21

ARTICLE NUMBER(S)

002-90770

002-90747



Electrical accessories

THROUGH WIRING CONNECTION BOX

TYPE

non DIM cable ø 4 – 12 mm

105-58-30

ARTICLE NUMBER(S)

005-2531110

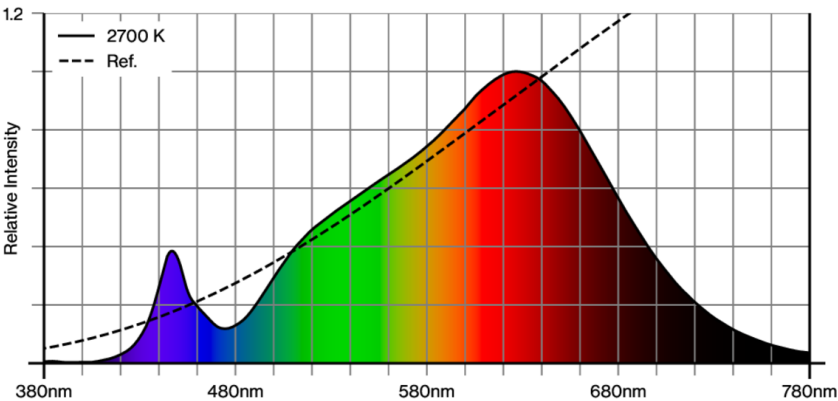
DALI cable ø 4 – 12 mm

105-58-30

005-2551110



Colour rendering



SASSO 60 round wallwasher/floor

trim 2 lamps

048-2641911W 048-2698318 002-90748



Project / Type

Notes

Count / Date

CRI/R_a ≥ 91 R_e ≥ 88 (2700 K)



TM30 colour vector graphic



The black line represents the black body reference. The red line indicates the results of the test light source. The deviation from the test light source to the reference is shown and is marked by arrows. The shorter the arrows, the higher the color rendering.

