

SASSO 60 square wallwasher/floor

trimless


048-2651919W 048-2697117 002-90742



Project / Type

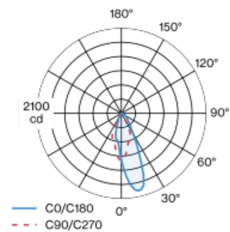
Notes

Count / Date

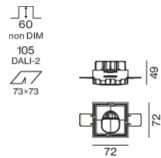


Recessed square spotlight in die-cast aluminium; 1 lamp; surface gold dust; installation without tools in mounting set due to patented ball catch system; square installation housing; for trimless installation in plasterboard ceilings; suitable for ceiling thickness of 12.5/15/25 mm; passive cooling of the LEDs through improved heat sink geometry; no multiple shadows; light colour 2700 K; binning initial MacAdam ≤ 3 SDCM; CRI ≥ 90 ; min. 85% of luminous flux after 50000 operating hours; energy efficient LEDs with high CRI; with specially computed, asymmetrical reflector for homogeneous lighting intensity; high quality reflector with micro-faceted, aluminum-vaporised surface; PC2; 220-240 V; incl. converter, non dimmable; through wiring connection box, 3-pole or 5-pole, available as an accessory; accessories are listed separately; light source replaceable by an authorized professional; control gear replaceable by an authorized professional;

Light distribution



Product drawing



General

Ceiling | Recessed

gold dust | RAL 260-M

Mounting set traffic white

IP20

1000 lm

fixture 113 lm/W ¹

LED

2700 K

CRI ≥ 90

L85 / 50000 h

initial MacAdam ≤ 3 SDCM

R_g: 101 | R_f: 90 | R_{t(1-15)}: 88

MR 0.51 | MDER 0.46

Optical

wallwasher floor

PstLM ≤ 1.0 ² | SVM ≤ 0.4 ²

Electrical

non DIM

PC2 | 220-240 V

system 10.4 W | fixture 8.9 W

36 Vf | 250 mA

Physical

trimless

length 72 mm | width 72 mm | height 48 mm

0.22 kg

Cutout

length 73 mm | width 73 mm

min. ceiling thickness 12.5 mm | max. ceiling thickness 25 mm

recessed depth 60 mm

¹ incl. consideration of optical losses & internal control unit losses
² Value of containing product at full load (undimmed)

Installation instructions



Lighting calculator

