

SASSO 60 square downlight

semi-recessed

048-30019111S 002-90771



Project / Type

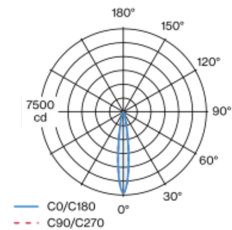
Notes

Count / Date

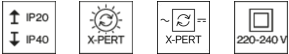


Square semi-recessed spotlight made of aluminium; surface jet black powder coated; Inner colour lacquered in jet black; luminaire housing can be attached to mounting plate without tools by interlock; passive cooling of the LEDs through improved heat sink geometry; with COB (Chip on Board) technology for maximum efficiency; no appearance of multiple shadows; light colour 2700 K; binning initial MacAdam ≤ 2 SDCM; CRI ≥ 90 ; energy efficient LEDs with high CRI; incl. high quality lens system; precise radiation characteristic with 15° beam; UGR ≤ 13 ; degree of protection IP40; PC2; 220-240 V; incl. converter, non dimmable; external converter for ceiling insertion, through-wiring suitable; light source replaceable by an authorized professional; control gear replaceable by an authorized professional;

Light distribution



Product drawing



General

Ceiling | Semi-Recessed

jet black | RAL 9005

Inner colour jet black

front IP40 | back IP20

831 lm

fixture 77 lm/W ¹

LED

2700 K

CRI ≥ 90

initial MacAdam ≤ 2 SDCM

R_g: 97 | R_r: 91 | R_{f(1-15)}: 87

MR 0.52 | MDER 0.47

Optical

spot | beam angle 15°

UGR ≤ 13

PstLM ≤ 1.0 ² | SVM ≤ 0.4 ²

Electrical

non DIM

PC2 | 220-240 V

system 12.8 W | fixture 10.9 W

36 Vf | 300 mA

Physical

length 72 mm | width 72 mm | height 75 mm

0.48 kg

Cutout

diameter 60 mm

recessed depth 85 mm

¹ incl. consideration of optical losses & internal control unit losses
² Value of containing product at full load (undimmed)

Installation instructions



Lighting calculator



SASSO 60 square downlight

semi-recessed
048-3001911S 002-90771



Project / Type

Notes

Count / Date

Components

POWER SUPPLY

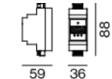
L-W-H (MM)	ARTICLE NUMBER(S)
85-40-22	002-90771



Optional electrical accessories

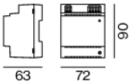
DIN RAIL LED DRIVER

L-W-H (MM)	ARTICLE NUMBER(S)
36-88-59	005-6121030



DIN RAIL POWER SUPPLY

L-W-H (MM)	ARTICLE NUMBER(S)
72-90-63	005-6520210



Optional electrical accessories

POWER SUPPLY PRE-WIRED

TYPE	ARTICLE NUMBER(S)
with junktion box	002-90790A
with junktion box	002-90748A
with junktion box	002-90771A
with junktion box	002-90742A



SASSO 60 square downlight

semi-recessed

048-3001911S 002-90771



Project / Type

Notes

Count / Date

Optional electrical accessories

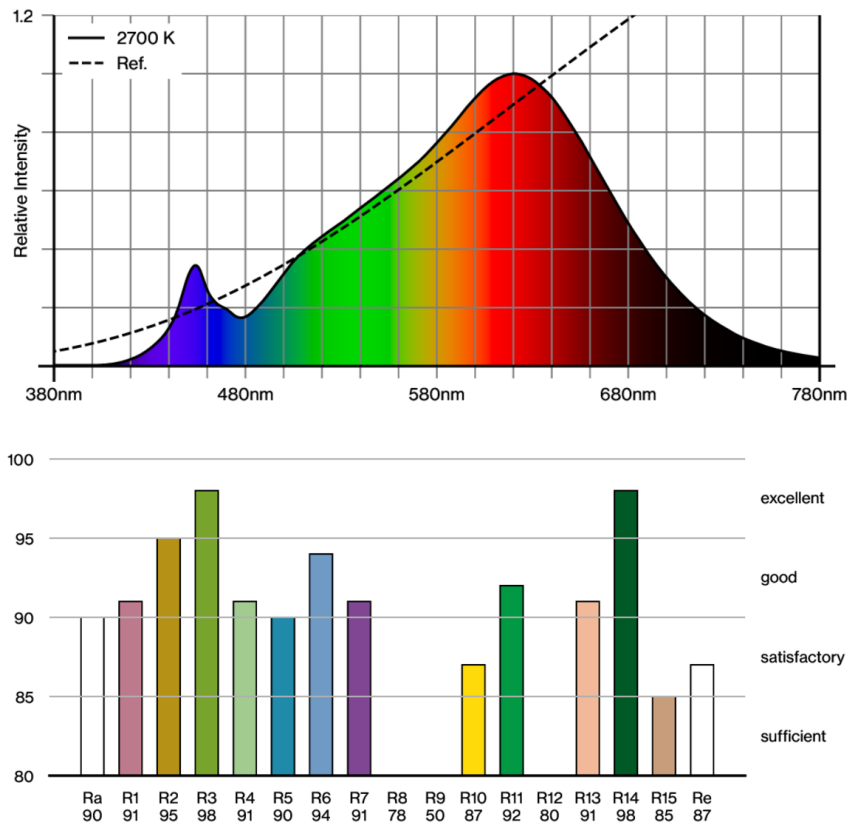
POWER SUPPLY PRE-WIRED with loop through function

L-W-H (MM)
185-30-21
185-30-21

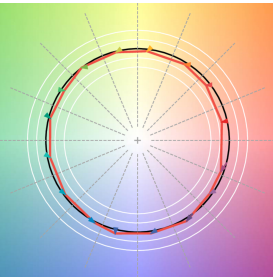
ARTICLE NUMBER(S)
002-90770
002-90747



Colour rendering



TM30 colour vector graphic



The black line represents the black body reference. The red line indicates the results of the test light source. The deviation from the test light source to the reference is shown and is marked by arrows. The shorter the arrows, the higher the color rendering.

