

# SASSO 60 square downlight

semi-recessed

048-30019179S 002-90790



Project / Type

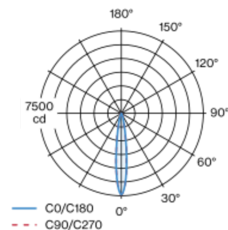
Notes

Count / Date



Square semi-recessed spotlight made of aluminium; surface traffic white powder coated; Inner colour lacquered in gold dust; luminaire housing can be attached to mounting plate without tools by interlock; passive cooling of the LEDs through improved heat sink geometry; with COB (Chip on Board) technology for maximum efficiency; no appearance of multiple shadows; light colour 2700 K; binning initial MacAdam  $\leq 2$  SDCM; CRI  $\geq 90$ ; energy efficient LEDs with high CRI; incl. high quality lens system; precise radiation characteristic with 15° beam; UGR  $\leq 13$ ; VDU compatible workplace luminaire according to DIN EN 12464-1; luminance above 65°  $\leq 1500$  cd/m<sup>2</sup>; degree of protection IP40; PC2; 220-240 V; incl. DALI-2 converter; flicker-free visual comfort through analogue current control (minimum value 1%); external converter for ceiling insertion, through-wiring suitable; light source replaceable by an authorized professional; control gear replaceable by an authorized professional;

## Light distribution



## Product drawing



## General

Ceiling | Semi-Recessed

traffic white | RAL 9016

Inner colour gold dust

front IP40 | back IP20

860 lm

fixture 79 lm/W <sup>1</sup>

## LED

2700 K

CRI  $\geq 90$

initial MacAdam  $\leq 2$  SDCM

R<sub>g</sub>: 97 | R<sub>f</sub>: 91 | R<sub>f(1-15)</sub>: 87

MR 0.52 | MDER 0.47

## Optical

spot | beam angle 15°

UGR  $\leq 13$  |  $\geq 65^\circ$   $< 1500$  cd/m<sup>2</sup>

PstLM  $\leq 1.0$  <sup>2</sup> | SVM  $\leq 0.4$  <sup>2</sup>

## Electrical

DALI-2 | 1 DALI Addr.

PC2 | 220-240 V

system 12.8 W | fixture 10.9 W

36 Vf | 300 mA

## Physical

length 72 mm | width 72 mm | height 75 mm

4.9 kg

## Cutout

diameter 60 mm

recessed depth 110 mm

<sup>1</sup> incl. consideration of optical losses & internal control unit losses  
<sup>2</sup> Value of containing product at full load (undimmed)

## Installation instructions



## Lighting calculator



# SASSO 60 square downlight

semi-recessed

048-30019179S 002-90790



Project / Type

Notes

Count / Date

## Components

### POWER SUPPLY

ARTICLE NUMBER(S)

002-90790



## Optional electrical accessories

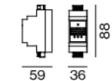
### DIN RAIL LED DRIVER

L-W-H (MM)

36-88-59

ARTICLE NUMBER(S)

005-6121030



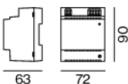
### DIN RAIL POWER SUPPLY

L-W-H (MM)

72-90-63

ARTICLE NUMBER(S)

005-6520210



## Optional electrical accessories

### POWER SUPPLY PRE-WIRED with junction box

ARTICLE NUMBER(S)

002-90790A

002-90748A

002-90771A

002-90742A



# SASSO 60 square downlight

semi-recessed

048-30019179S 002-90790



Project / Type

Notes

Count / Date

## Optional electrical accessories

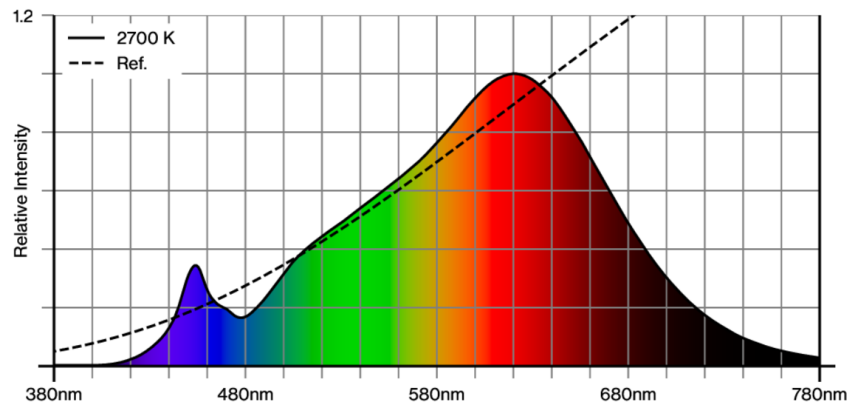
### POWER SUPPLY PRE-WIRED with loop through function

L-W-H (MM)  
185-30-21  
185-30-21

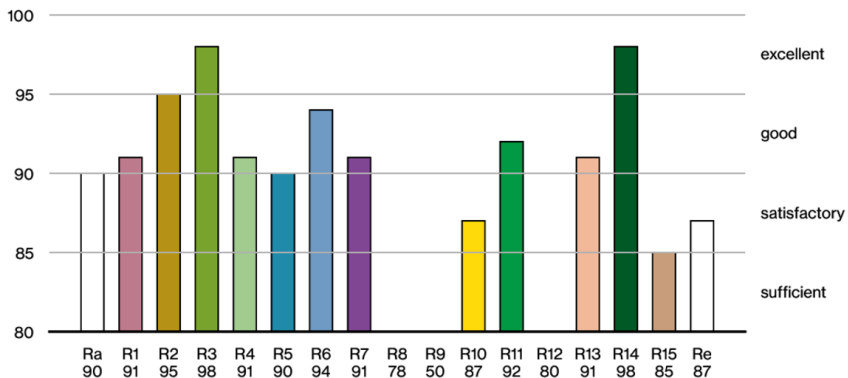
ARTICLE NUMBER(S)  
002-90770  
002-90747



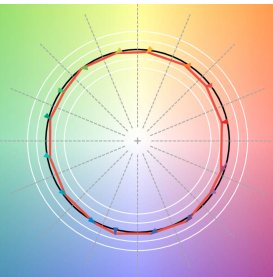
## Colour rendering



### CRI/R<sub>a</sub> ≥ 91 R<sub>e</sub> ≥ 87 (2700 K)



## TM30 colour vector graphic



The black line represents the black body reference. The red line indicates the results of the test light source. The deviation from the test light source to the reference is shown and is marked by arrows. The shorter the arrows, the higher the color rendering.

