

SASSO 60 square downlight

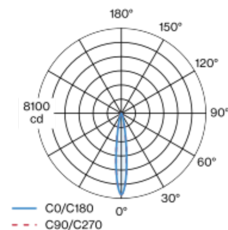
semi-recessed

048-30012114S 002-90790

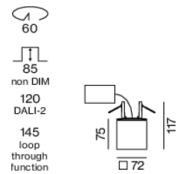


Square semi-recessed spotlight made of aluminium; surface jet black powder coated; Inner colour lacquered in matt silver; luminaire housing can be attached to mounting plate without tools by interlock; passive cooling of the LEDs through improved heat sink geometry; with COB (Chip on Board) technology for maximum efficiency; no appearance of multiple shadows; light colour 3500 K; binning initial MacAdam ≤ 2 SDCM; CRI ≥ 90 ; energy efficient LEDs with high CRI; incl. high quality lens system; precise radiation characteristic with 15° beam; UGR ≤ 16 ; VDU compatible workplace luminaire according to DIN EN 12464-1; luminance above 65° ≤ 1500 cd/m²; degree of protection IP40; PC2; 220-240 V; incl. DALI-2 converter; flicker-free visual comfort through analogue current control (minimum value 1%); external converter for ceiling insertion, through-wiring suitable; light source replaceable by an authorized professional; control gear replaceable by an authorized professional;

Light distribution



Product drawing



Project / Type	
Notes	
Count / Date	



General

Ceiling | Semi-Recessed
jet black | RAL 9005
Inner colour matt silver
front IP40 | back IP20
947 lm
fixture 87 lm/W ¹

LED

3500 K
CRI ≥ 90
initial MacAdam ≤ 2 SDCM
R_g: 99 | R_f: 90 | R_{t1-15}: 87
MR 0.6 | MDER 0.54

Optical

spot | beam angle 15°
UGR ≤ 16 | $\geq 65^\circ$ < 1500 cd/m²
PstLM ≤ 1.0 ² | SVM ≤ 0.4 ²

Electrical

DALI-2 | 1 DALI Addr.
PC2 | 220-240 V
system 12.8 W | fixture 10.9 W
36 Vf | 300 mA

Physical

length 72 mm | width 72 mm | height 75 mm
4.9 kg

Cutout

diameter 60 mm
recessed depth 110 mm

¹ incl. consideration of optical losses & internal control unit losses
² Value of containing product at full load (undimmed)

Installation instructions



Lighting calculator



SASSO 60 square downlight

semi-recessed

048-30012114S 002-90790



Project / Type

Notes

Count / Date

Components

POWER SUPPLY

ARTICLE NUMBER(S)

002-90790



Optional electrical accessories

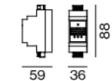
DIN RAIL LED DRIVER

L-W-H (MM)

36-88-59

ARTICLE NUMBER(S)

005-6121030



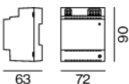
DIN RAIL POWER SUPPLY

L-W-H (MM)

72-90-63

ARTICLE NUMBER(S)

005-6520210



Optional electrical accessories

POWER SUPPLY PRE-WIRED with junction box

ARTICLE NUMBER(S)

002-90790A

002-90748A

002-90771A

002-90742A



SASSO 60 square downlight

semi-recessed

048-30012114S 002-90790



Project / Type

Notes

Count / Date

Optional electrical accessories

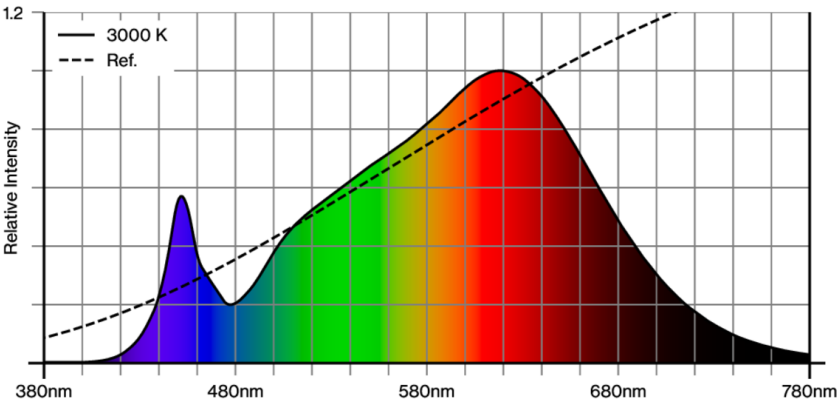
POWER SUPPLY PRE-WIRED with loop through function

L-W-H (MM)
185-30-21
185-30-21

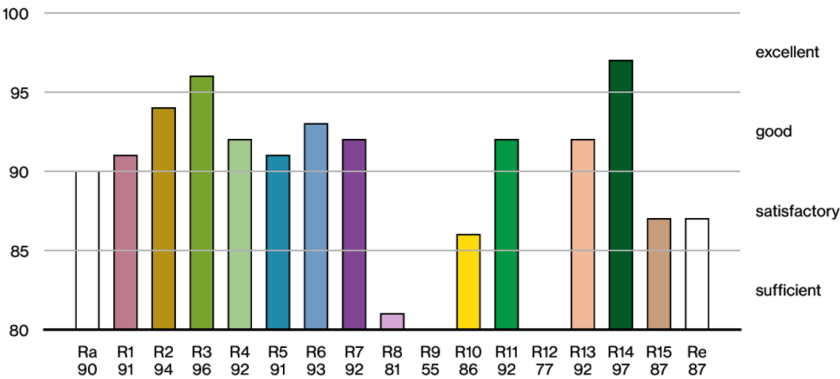
ARTICLE NUMBER(S)
002-90770
002-90747



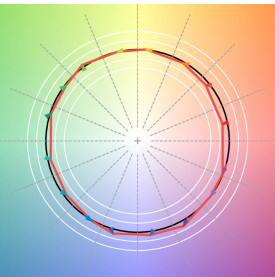
Colour rendering



CRI/R_a ≥ 91 R_e ≥ 87 (3500 K)



TM30 colour vector graphic



The black line represents the black body reference. The red line indicates the results of the test light source. The deviation from the test light source to the reference is shown and is marked by arrows. The shorter the arrows, the higher the color rendering.



[048-30012114S 002-90790] The technical data represent rated values for an ambient temperature of 25°C. The data values for the luminous flux are initially subject to a tolerance of +/- 10%, those for the electrical connected load are initially subject to a tolerance of +/- 10%, and those for the colour temperature are initially subject to a tolerance of +/- 150 K. No liability is assumed for typographical or printing errors. The general terms and conditions of XAL GmbH apply.
© XAL GmbH · Auer-Welsbach-Gasse 36 · 8055 Graz · Austria · www.xal.com

08.08.2025