

SASSO 60 square downlight

semi-recessed

048-30012117F 002-90771



Project / Type

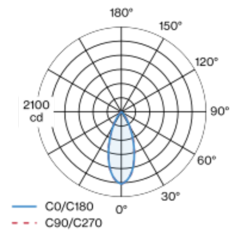
Notes

Count / Date

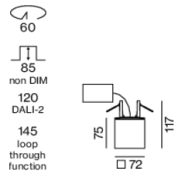


Square semi-recessed spotlight made of aluminium; surface jet black powder coated; Inner colour lacquered in traffic white; luminaire housing can be attached to mounting plate without tools by interlock; passive cooling of the LEDs through improved heat sink geometry; with COB (Chip on Board) technology for maximum efficiency; no appearance of multiple shadows; light colour 3500 K; binning initial MacAdam ≤ 2 SDCM; CRI ≥ 90 ; min. 80% of luminous flux after 50000 operating hours; energy efficient LEDs with high CRI; incl. high quality lens system; precise radiation characteristic with 41° beam; degree of protection IP40; PC2; 220-240 V; incl. converter, non dimmable; external converter for ceiling insertion, through-wiring suitable; light source replaceable by an authorized professional; control gear replaceable by an authorized professional;

Light distribution



Product drawing



General

Ceiling | Semi-Recessed

jet black | RAL 9005

Inner colour traffic white

front IP40 | back IP20

1060 lm

fixture 100 lm/W ¹

LED

3500 K

CRI ≥ 90

L80 / 50000 h

initial MacAdam ≤ 2 SDCM

R_g: 99 | R_f: 90 | R_{t(1-15)}: 89

MR 0.7 | MDER 0.64

Optical

flood | beam angle 41°

PstLM ≤ 1.0 ² | SVM ≤ 0.4 ²

Electrical

non DIM

PC2 | 220-240 V

system 12.5 W | fixture 10.6 W

36 Vf | 300 mA

Physical

length 72 mm | width 72 mm | height 75 mm

0.48 kg

Cutout

diameter 60 mm

recessed depth 85 mm

¹ incl. consideration of optical losses & internal control unit losses
² Value of containing product at full load (undimmed)

Installation instructions



Lighting calculator



SASSO 60 square downlight

semi-recessed

048-30012117F 002-90771



Project / Type

Notes

Count / Date

Maintenance Factors

Operating Time [h]	10 000	20 000	30 000	40 000	50 000
LLMF	0.964	0.923	0.884	0.847	0.811
LSF	1	1	1	1	1
MF	LMF × RSMF × LLMF × LSF		RSMF ^a	Room Surface Maintenance Factor	
MF	Maintenance Factor		LLMF	Lamp Lumens Maintenance Factor	
LMF ^a	Luminaire Maintenance Factor		LSF	Lamp Survival Factor	

^a According to "CIE 97, Maintenance of indoor electric lighting systems", 2005, ISBN 3-900-734-34-8. The values must be determined by the planner.

Circuit Breaker Types

Automatic Circuit Breaker Type	Number of Fixtures
B10	43
B13	55
B16	68
B20	85
C10	72
C13	94
C16	116
C20	145

Components

POWER SUPPLY

L-W-H (MM)
85-40-22

ARTICLE NUMBER(S)
002-90771

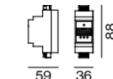


Optional electrical accessories

DIN RAIL LED DRIVER

L-W-H (MM)
36-88-59

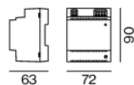
ARTICLE NUMBER(S)
005-6121030



DIN RAIL POWER SUPPLY

L-W-H (MM)
72-90-63

ARTICLE NUMBER(S)
005-6520210



Optional electrical accessories

POWER SUPPLY PRE-WIRED with junction box

ARTICLE NUMBER(S)
002-90790A
002-90748A
002-90771A
002-90742A



[*048-30012117F 002-90771*] The technical data represent rated values for an ambient temperature of 25°C. The data values for the luminous flux are initially subject to a tolerance of +/- 10%, those for the electrical connected load are initially subject to a tolerance of +/- 10%, and those for the colour temperature are initially subject to a tolerance of +/- 150 K. No liability is assumed for typographical or printing errors. The general terms and conditions of XAL GmbH apply.
© XAL GmbH · Auer-Welsbach-Gasse 36 · 8055 Graz · Austria · www.xal.com

06.08.2025

SASSO 60 square downlight

semi-recessed

048-30012117F 002-90771



Project / Type

Notes

Count / Date

Optional electrical accessories

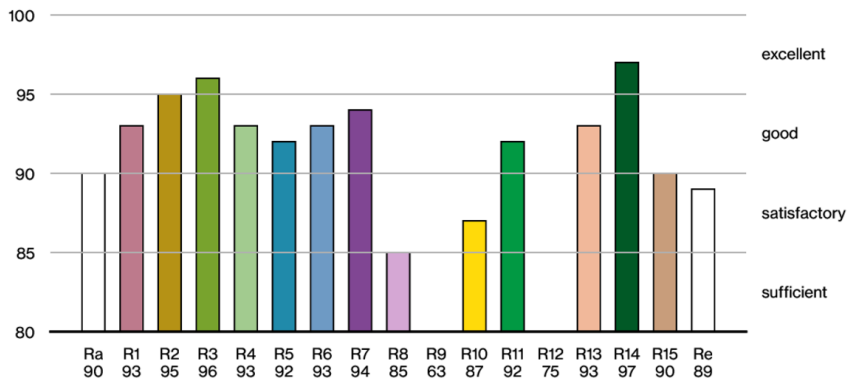
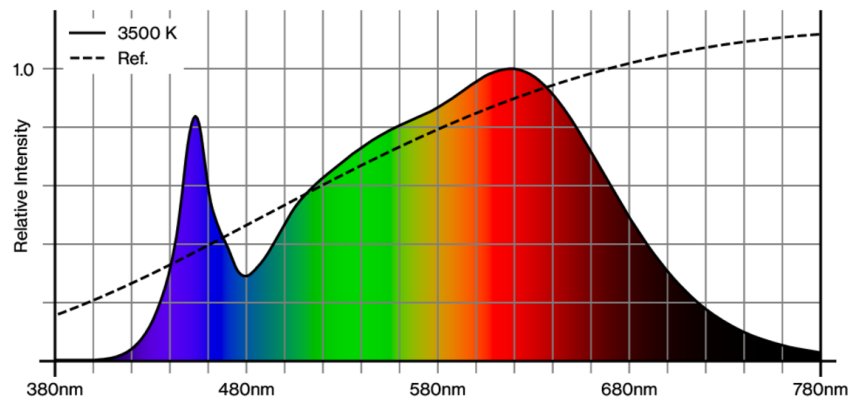
POWER SUPPLY PRE-WIRED with loop through function

L-W-H (MM)
185-30-21
185-30-21

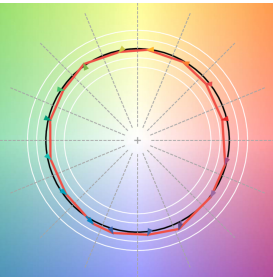
ARTICLE NUMBER(S)
002-90770
002-90747



Colour rendering



TM30 colour vector graphic



The black line represents the black body reference. The red line indicates the results of the test light source. The deviation from the test light source to the reference is shown and is marked by arrows. The shorter the arrows, the higher the color rendering.