


# SASSO 60 square downlight

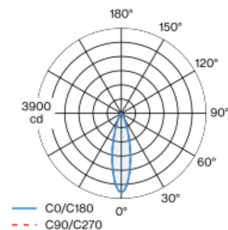
semi-recessed

048-30010177M 002-90790

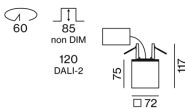


Square semi-recessed spotlight made of aluminium; surface white powder coated; Inner colour lacquered in white; luminaire housing can be attached to mounting plate without tools by interlock; passive cooling of the LEDs through improved heat sink geometry; with COB (Chip on Board) technology for maximum efficiency; no appearance of multiple shadows; light colour 3000 K; binning initial MacAdam  $\leq 2$  SDCM; CRI  $\geq 90$ ; min. 80% of luminous flux after 50000 operating hours; energy efficient LEDs with high CRI; incl. high quality lens system; precise radiation characteristic with 27° beam; UGR  $\leq 19$ ; degree of protection IP40; PC2; 220-240 V; incl. DALI-2 converter; flicker-free visual comfort through analogue current control (minimum value 1%); external converter for ceiling insertion, through-wiring suitable; light source replaceable by an authorized professional; control gear replaceable by an authorized professional;

## Light distribution



## Product drawing



Project / Type	
Notes	
Count / Date	



## General

Ceiling , Semi-Recessed
white , RAL 9016 <sup>1</sup>
Inner colour white
front IP40 , back IP20
1090 lm
fixture 103 lm/W <sup>2</sup>

## LED

3000 K
CRI $\geq 90$
L80 / 50000 h
initial MacAdam $\leq 2$ SDCM
R <sub>g</sub> : 99 , R <sub>f</sub> : 90 , R <sub>(1-15)</sub> : 87
MR 0.6
MDER 0.54

## Optical

medium
beam angle 27°
UGR $\leq 19$
PstLM $\leq 1.0$ <sup>3</sup>
SVM $\leq 0.4$ <sup>3</sup>

## Electrical

DALI-2
220-240 V
system 12.5 W
fixture 10.6 W
36 Vf
300 mA
PC2
1 DALI Addr.

## Physical

length 72 mm
width 72 mm
height 75 mm
4.9 kg

## Cutout

diameter 60 mm
recessed depth 120 mm

<sup>1</sup> RAL code  
<sup>2</sup> incl. consideration of optical losses & internal control unit losses  
<sup>3</sup> Value of containing product at full load (undimmed)

## Installation instructions



## Lighting calculator



# SASSO 60 square downlight

semi-recessed  
048-30010177M 002-90790



Project / Type

Notes

Count / Date

## Maintenance Factors

Operating Time [h]	10 000	20 000	30 000	40 000	50 000
LLMF	0.964	0.923	0.884	0.847	0.811
LSF	1	1	1	1	1
MF	LMF × RSMF × LLMF × LSF		RSMF <sup>a</sup>	Room Surface Maintenance Factor	
MF	Maintenance Factor		LLMF	Lamp Lumens Maintenance Factor	
LMF <sup>a</sup>	Luminaire Maintenance Factor		LSF	Lamp Survival Factor	

<sup>a</sup> According to "CIE 97, Maintenance of indoor electric lighting systems", 2005, ISBN 3-900-734-34-8. The values must be determined by the planner.

## Circuit Breaker Types

Automatic Circuit Breaker Type	Number of Fixtures
B10	72
B16	115
C10	106
C16	170

## Components

### POWER SUPPLY

ARTICLE NUMBER(S)
002-90790

## Optional electrical accessories

### DIN RAIL LED DRIVER

TYPE	L-W-H (MM)	ARTICLE NUMBER(S)
DALI-2   200-1050 mA   2 x 42W	36-88-59	005-6121030



### DIN RAIL POWER SUPPLY

TYPE	L-W-H (MM)	ARTICLE NUMBER(S)
160 W	72-90-63	005-6520210



## Optional electrical accessories

### POWER SUPPLY PREWIRED

TYPE	ARTICLE NUMBER(S)
with junktion box   DALI-2	002-90790A
with junktion box   DALI-2	002-90748A
with junktion box   non DIM	002-90771A
with junktion box   non DIM	002-90742A

## Optional electrical accessories

### POWER SUPPLY

TYPE	L-W-H (MM)	ARTICLE NUMBER(S)
with loop through function	185-30-21	002-90770
with loop through function	185-30-21	002-90747

