


SASSO 60 square downlight

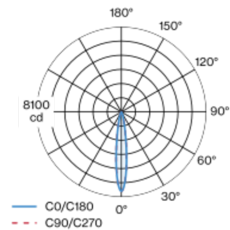
semi-recessed

048-30010177S 002-90790

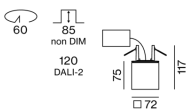


Square semi-recessed spotlight made of aluminium; surface white powder coated; Inner colour lacquered in white; luminaire housing can be attached to mounting plate without tools by interlock; passive cooling of the LEDs through improved heat sink geometry; with COB (Chip on Board) technology for maximum efficiency; no appearance of multiple shadows; light colour 3000 K; binning initial MacAdam ≤ 2 SDCM; CRI ≥ 90 ; energy efficient LEDs with high CRI; incl. high quality lens system; precise radiation characteristic with 15° beam; UGR ≤ 19 ; degree of protection IP40; PC2; 220-240 V; incl. DALI-2 converter; flicker-free visual comfort through analogue current control (minimum value 1%); external converter for ceiling insertion, through-wiring suitable; light source replaceable by an authorized professional; control gear replaceable by an authorized professional;

Light distribution



Product drawing



Project / Type _____

Notes _____

Count / Date _____



General

Ceiling , Semi-Recessed _____

white , RAL 9016 ¹ _____

Inner colour white _____

front IP40 , back IP20 _____

914 lm _____

fixture 84 lm/W² _____

LED

3000 K _____

CRI ≥ 90 _____

initial MacAdam ≤ 2 SDCM _____

R_g: 99 , R_f: 90 , R_{t(1-15)}: 87 _____

MR 0.6 _____

MDER 0.54 _____

Optical

spot _____

beam angle 15° _____

UGR ≤ 19 _____

PstLM ≤ 1.0 ³ _____

SVM ≤ 0.4 ³ _____

Electrical

DALI-2 _____

220-240 V _____

system 12.8 W _____

fixture 10.9 W _____

36 Vf _____

300 mA _____

PC2 _____

1 DALI Addr. _____

Physical

length 72 mm _____

width 72 mm _____

height 75 mm _____

4.9 kg _____

Cutout

diameter 60 mm _____

recessed depth 120 mm _____

¹ RAL code

² incl. consideration of optical losses & internal control unit losses

³ Value of containing product at full load (undimmed)

Installation instructions



Lighting calculator



SASSO 60 square downlight

semi-recessed
048-30010177S 002-90790



Project / Type

Notes

Count / Date

Circuit Breaker Types

Automatic Circuit Breaker Type	Number of Fixtures
B10	72
B16	115
C10	106
C16	170

Components

POWER SUPPLY

ARTICLE NUMBER(S)
002-90790

Optional electrical accessories

DIN RAIL LED DRIVER

TYPE	L-W-H (MM)	ARTICLE NUMBER(S)
DALI-2 200-1050 mA 2 x 42W	36-88-59	005-6121030



DIN RAIL POWER SUPPLY

TYPE	L-W-H (MM)	ARTICLE NUMBER(S)
160 W	72-90-63	005-6520210



Optional electrical accessories

POWER SUPPLY PREWIRED

TYPE	ARTICLE NUMBER(S)
with junktion box DALI-2	002-90790A
with junktion box DALI-2	002-90748A
with junktion box non DIM	002-90771A
with junktion box non DIM	002-90742A

Optional electrical accessories

POWER SUPPLY

TYPE	L-W-H (MM)	ARTICLE NUMBER(S)
with loop through function	185-30-21	002-90770
with loop through function	185-30-21	002-90747

