

# SASSO 60 round adjustable

semi-recessed


048-31011177M 002-90771



Project / Type

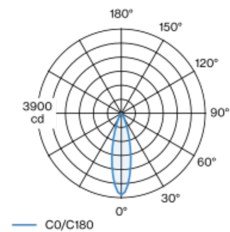
Notes

Count / Date

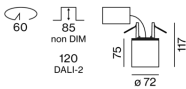


Cylindrical semi-recessed spotlight made of aluminium; surface white powder coated; Inner colour lacquered in white; 360° rotatable and 30° tiltable; luminaire housing can be attached to mounting plate without tools by interlock; passive cooling of the LEDs through improved heat sink geometry; with COB (Chip on Board) technology for maximum efficiency; no appearance of multiple shadows; light colour 4000 K; binning initial MacAdam  $\leq 2$  SDCM; CRI  $\geq 90$ ; min. 80% of luminous flux after 50000 operating hours; energy efficient LEDs with high CRI; incl. high quality lens system; precise radiation characteristic with 27° beam; degree of protection IP20; PC2; 220-240 V; incl. converter, non dimmable; external converter for ceiling insertion, through-wiring suitable; light source replaceable by an authorized professional; control gear replaceable by an authorized professional;

## Light distribution



## Product drawing



## General

Ceiling , Semi-Recessed

tilt max 30°

rotation 360°

white , RAL 9016 <sup>1</sup>

Inner colour white

IP20

1130 lm

fixture 106 lm/W<sup>2</sup>

## LED

4000 K

CRI  $\geq 90$

L80 / 50000 h

initial MacAdam  $\leq 2$  SDCM

R<sub>g</sub>: 98 , R<sub>r</sub>: 90 , R<sub>t(1-15)</sub>: 88

MR 0.8

MDER 0.72

## Optical

medium

beam angle 27°

PstLM  $\leq 1.0$  <sup>3</sup>

SVM  $\leq 0.4$  <sup>3</sup>

## Electrical

non DIM

220-240 V

system 12.5 W

fixture 10.6 W

36 Vf

300 mA

PC2

## Physical

diameter 72 mm

height 75 mm

0.38 kg

## Cutout

diameter 60 mm

recessed depth 85 mm

<sup>1</sup> RAL code  
<sup>2</sup> incl. consideration of optical losses & internal control unit losses  
<sup>3</sup> Value of containing product at full load (undimmed)

## Installation instructions



## Lighting calculator

