

# SASSO 60 round adjustable

semi-recessed

048-31011177S 002-90771



Project / Type

Notes

Count / Date



### General

Ceiling | Semi-Recessed

tilt max 30°

rotation 360°

traffic white | RAL 9016

Inner colour traffic white

IP20

956 lm

fixture 88 lm/W <sup>1</sup>

### LED

4000 K

CRI ≥ 90

initial MacAdam ≤ 2 SDCM

R<sub>g</sub>: 98 | R<sub>r</sub>: 90 | R<sub>t(1-15)</sub>: 88

MR 0.8 | MDER 0.72

### Optical

spot | beam angle 15°

UGR ≤ 19

PstLM ≤ 1.0 <sup>2</sup> | SVM ≤ 0.4 <sup>2</sup>

### Electrical

non DIM

PC2 | 220-240 V

system 12.8 W | fixture 10.9 W

36 Vf | 300 mA

### Physical

diameter 72 mm | height 75 mm

0.38 kg

### Cutout

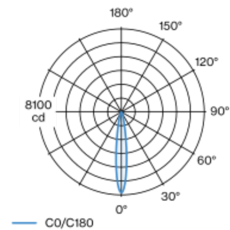
diameter 60 mm

recessed depth 85 mm

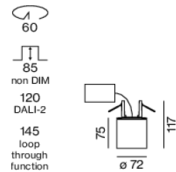
<sup>1</sup> incl. consideration of optical losses & internal control unit losses  
<sup>2</sup> Value of containing product at full load (undimmed)

Cylindrical semi-recessed spotlight made of aluminium; surface traffic white powder coated; Inner colour lacquered in traffic white; 360° rotatable and 30° tiltable; luminaire housing can be attached to mounting plate without tools by interlock; passive cooling of the LEDs through improved heat sink geometry; with COB (Chip on Board) technology for maximum efficiency; no appearance of multiple shadows; light colour 4000 K; binning initial MacAdam ≤ 2 SDCM; CRI ≥ 90; energy efficient LEDs with high CRI; incl. high quality lens system; precise radiation characteristic with 15° beam; UGR ≤ 19; degree of protection IP20; PC2; 220-240 V; incl. converter, non dimmable; external converter for ceiling insertion, through-wiring suitable; light source replaceable by an authorized professional; control gear replaceable by an authorized professional;

### Light distribution



### Product drawing



### Installation instructions



### Lighting calculator



# SASSO 60 round adjustable

semi-recessed

048-3101177S 002-90771



Project / Type

Notes

Count / Date

### Circuit Breaker Types

| Automatic Circuit Breaker Type | Number of Fixtures |
|--------------------------------|--------------------|
| B10                            | 43                 |
| B13                            | 55                 |
| B16                            | 68                 |
| B20                            | 85                 |
| C10                            | 72                 |
| C13                            | 94                 |
| C16                            | 116                |
| C20                            | 145                |

### Components

#### POWER SUPPLY

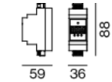
|            |                   |
|------------|-------------------|
| L-W-H (MM) | ARTICLE NUMBER(S) |
| 85-40-22   | 002-90771         |



### Optional electrical accessories

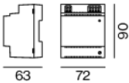
#### DIN RAIL LED DRIVER

|            |                   |
|------------|-------------------|
| L-W-H (MM) | ARTICLE NUMBER(S) |
| 36-88-59   | 005-6121030       |



#### DIN RAIL POWER SUPPLY

|            |                   |
|------------|-------------------|
| L-W-H (MM) | ARTICLE NUMBER(S) |
| 72-90-63   | 005-6520210       |



### Optional electrical accessories

#### POWER SUPPLY PRE-WIRED with junction box

|                   |
|-------------------|
| ARTICLE NUMBER(S) |
| 002-90790A        |
| 002-90748A        |
| 002-90771A        |
| 002-90742A        |



# SASSO 60 round adjustable

semi-recessed

048-3101177S 002-90771



Project / Type

Notes

Count / Date

## Optional electrical accessories

### POWER SUPPLY PRE-WIRED with loop through function

| L-W-H (MM) | ARTICLE NUMBER(S) |
|------------|-------------------|
| 185-30-21  | 002-90770         |
| 185-30-21  | 002-90747         |



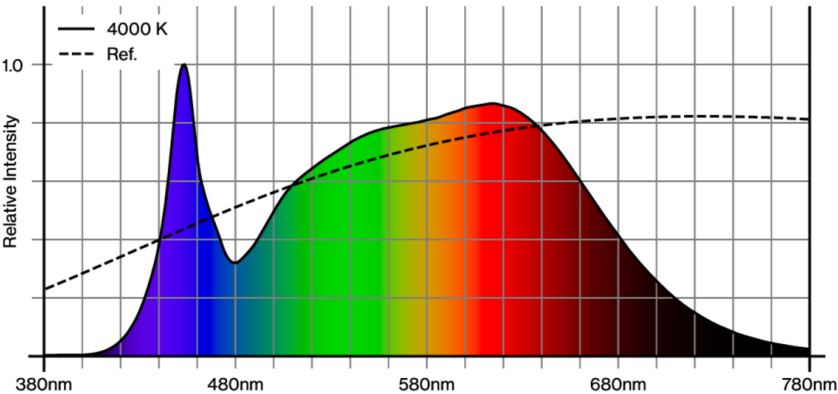
## Electrical accessories

### THROUGH WIRING CONNECTION BOX

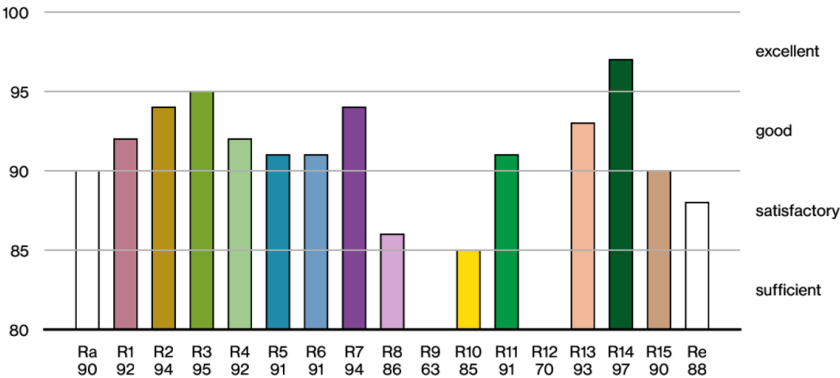
| TYPE                      | L-W-H (MM) | ARTICLE NUMBER(S) |
|---------------------------|------------|-------------------|
| non DIM cable ø 4 – 12 mm | 105-58-30  | 005-2531110       |
| DALI cable ø 4 – 12 mm    | 105-58-30  | 005-2551110       |



## Colour rendering



### CRI/R<sub>a</sub> ≥ 91 R<sub>e</sub> ≥ 88 (4000 K)



# SASSO 60 round adjustable

semi-recessed

048-3101177S 002-90771



Project / Type

Notes

Count / Date

## TM30 colour vector graphic



The black line represents the black body reference. The red line indicates the results of the test light source. The deviation from the test light source to the reference is shown and is marked by arrows. The shorter the arrows, the higher the color rendering.

