

SASSO 60 round adjustable

semi-recessed

048-31010111M 002-90771



Project / Type

Notes

Count / Date



General

Ceiling | Semi-Recessed

tilt max 30°

rotation 360°

jet black | RAL 9005 ¹

Inner colour black

IP20

979 lm

fixture 92 lm/W ²

LED

3000 K

CRI ≥ 90

L80 / 50000 h

initial MacAdam ≤ 2 SDCM

R_g: 99 | R_r: 90 | R_{t(1-15)}: 87

MR 0.6 | MDER 0.54

Optical

medium | beam angle 27°

UGR ≤ 16

PstLM ≤ 1.0 ³ | SVM ≤ 0.4 ³

Electrical

non DIM

PC2 | 220-240 V

system 12.5 W | fixture 10.6 W

36 Vf | 300 mA

Physical

diameter 72 mm | height 75 mm

0.38 kg

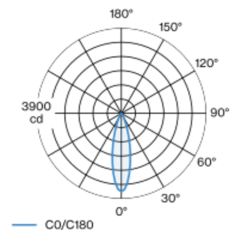
Cutout

diameter 60 mm

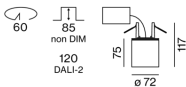
recessed depth 85 mm

Cylindrical semi-recessed spotlight made of aluminium; surface jet black powder coated; Inner colour lacquered in black; 360° rotatable and 30° tiltable; luminaire housing can be attached to mounting plate without tools by interlock; passive cooling of the LEDs through improved heat sink geometry; with COB (Chip on Board) technology for maximum efficiency; no appearance of multiple shadows; light colour 3000 K; binning initial MacAdam ≤ 2 SDCM; CRI ≥ 90; min. 80% of luminous flux after 50000 operating hours; energy efficient LEDs with high CRI; incl. high quality lens system; precise radiation characteristic with 27° beam; UGR ≤ 16; degree of protection IP20; PC2; 220-240 V; incl. converter, non dimmable; external converter for ceiling insertion, through-wiring suitable; light source replaceable by an authorized professional; control gear replaceable by an authorized professional;

Light distribution



Product drawing



¹ RAL code
² incl. consideration of optical losses & internal control unit losses
³ Value of containing product at full load (undimmed)

Installation instructions



Lighting calculator



SASSO 60 round adjustable

semi-recessed

048-31010111M 002-90771



Project / Type

Notes

Count / Date

Maintenance Factors

Operating Time [h]	10 000	20 000	30 000	40 000	50 000
LLMF	0.964	0.923	0.884	0.847	0.811
LSF	1	1	1	1	1
MF	LMF × RSMF × LLMF × LSF		RSMF ^a Room Surface Maintenance Factor		
MF	Maintenance Factor		LLMF Lamp Lumens Maintenance Factor		
LMF ^a	Luminaire Maintenance Factor		LSF Lamp Survival Factor		

^a According to "CIE 97, Maintenance of indoor electric lighting systems", 2005, ISBN 3-900-734-34-8. The values must be determined by the planner.

Circuit Breaker Types

Automatic Circuit Breaker Type	Number of Fixtures
B10	43
B13	55
B16	68
B20	85
C10	72
C13	94
C16	116
C20	145

Components

POWER SUPPLY

L-W-H (MM)
85-40-22

ARTICLE NUMBER(S)
002-90771



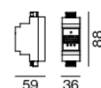
Optional electrical accessories

DIN RAIL LED DRIVER

TYPE
2 × 42W | 48V DC | UOUT 10–40V

L-W-H (MM)
36-88-59

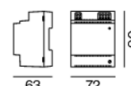
ARTICLE NUMBER(S)
005-6121030



DIN RAIL POWER SUPPLY

L-W-H (MM)
72-90-63

ARTICLE NUMBER(S)
005-6520210



Optional electrical accessories

POWER SUPPLY PREWIRED

TYPE
with junction box
with junction box
with junction box
with junction box

ARTICLE NUMBER(S)
002-90790A
002-90748A
002-90771A
002-90742A



Optional electrical accessories

POWER SUPPLY

TYPE
with loop through function
with loop through function

L-W-H (MM)
185-30-21
185-30-21

ARTICLE NUMBER(S)
002-90770
002-90747



[*048-31010111M 002-90771*] The technical data represent rated values for an ambient temperature of 25°C. The data values for the luminous flux are initially subject to a tolerance of +/- 10%, those for the electrical connected load are initially subject to a tolerance of +/- 10%, and those for the colour temperature are initially subject to a tolerance of +/- 150 K. No liability is assumed for typographical or printing errors. The general terms and conditions of XAL GmbH apply.
© XAL GmbH · Auer-Welsbach-Gasse 36 · 8055 Graz · Austria · www.xal.com

02.07.2025