

SASSO 60 square wallwasher

semi-recessed

048-36012174A 002-90748



Project / Type

Notes

Count / Date



Square semi-recessed spotlight made of aluminium; surface traffic white powder coated; Inner colour lacquered in matt silver; luminaire housing can be attached to mounting plate without tools by interlock; passive cooling of the LEDs through improved heat sink geometry; no multiple shadows; light colour 3500 K; CRI ≥ 90; min. 90% of luminous flux after 50000 operating hours; energy efficient LEDs with high CRI; with specially computed, asymmetrical reflector for homogeneous lighting intensity; high quality reflector with micro-faceted, aluminum-vaporised surface; degree of protection IP20; PC2; 220-240 V; incl. DALI-2 converter; flicker-free visual comfort through analogue current control (minimum value 1%); external converter for ceiling insertion, through-wiring suitable; light source replaceable by an authorized professional; control gear replaceable by an authorized professional;

Light distribution



Product drawing



General

Ceiling | Semi-Recessed

traffic white | RAL 9016

Inner colour matt silver

IP20

644 lm

fixture 80 lm/W ¹

LED

3500 K

CRI ≥ 90

L90 / 50000 h

MR 0.82 | MDER 0.74

Optical

wallwasher

PstLM ≤ 1.0 ² | SVM ≤ 0.4 ²

Electrical

DALI-2 | 1 DALI Addr.

PC2 | 220-240 V

system 9.5 W | fixture 8.1 W

36 Vf | 250 mA

Physical

length 72 mm | width 72 mm | height 75 mm

0.48 kg

Cutout

diameter 60 mm

recessed depth 110 mm

¹ incl. consideration of optical losses & internal control unit losses
² Value of containing product at full load (undimmed)

Installation instructions



Lighting calculator



SASSO 60 square wallwasher

semi-recessed

048-36012174A 002-90748



Project / Type

Notes

Count / Date

Maintenance Factors

Operating Time [h]	10 000	20 000	30 000	40 000	50 000
LLMF	0.963	0.953	0.943	0.933	0.923
LSF	1	1	1	1	1
MF	LMF × RSMF × LLMF × LSF		RSMF ^a	Room Surface Maintenance Factor	
MF	Maintenance Factor		LLMF	Lamp Lumens Maintenance Factor	
LMF ^a	Luminaire Maintenance Factor		LSF	Lamp Survival Factor	

^a According to "CIE 97, Maintenance of indoor electric lighting systems", 2005, ISBN 3-900-734-34-8. The values must be determined by the planner.

Circuit Breaker Types

Automatic Circuit Breaker Type	Number of Fixtures
B10	72
B16	115
C10	106
C16	170

Components

POWER SUPPLY

L-W-H (MM)
165-29-21

ARTICLE NUMBER(S)
002-90748



Optional electrical accessories

DIN RAIL LED DRIVER

L-W-H (MM)
36-88-59

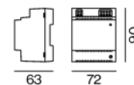
ARTICLE NUMBER(S)
005-6121030



DIN RAIL POWER SUPPLY

L-W-H (MM)
72-90-63

ARTICLE NUMBER(S)
005-6520210



Optional electrical accessories

POWER SUPPLY PRE-WIRED with junction box

ARTICLE NUMBER(S)
002-90790A
002-90748A
002-90771A
002-90742A



[048-36012174A 002-90748] The technical data represent rated values for an ambient temperature of 25°C. The data values for the luminous flux are initially subject to a tolerance of +/- 10%, those for the electrical connected load are initially subject to a tolerance of +/- 10%, and those for the colour temperature are initially subject to a tolerance of +/- 150 K. No liability is assumed for typographical or printing errors. The general terms and conditions of XAL GmbH apply.

© XAL GmbH · Auer-Welsbach-Gasse 36 · 8055 Graz · Austria · www.xal.com

11.08.2025

2 / 3

SASSO 60 square wallwasher

semi-recessed

048-36012174A 002-90748



Project / Type

Notes

Count / Date

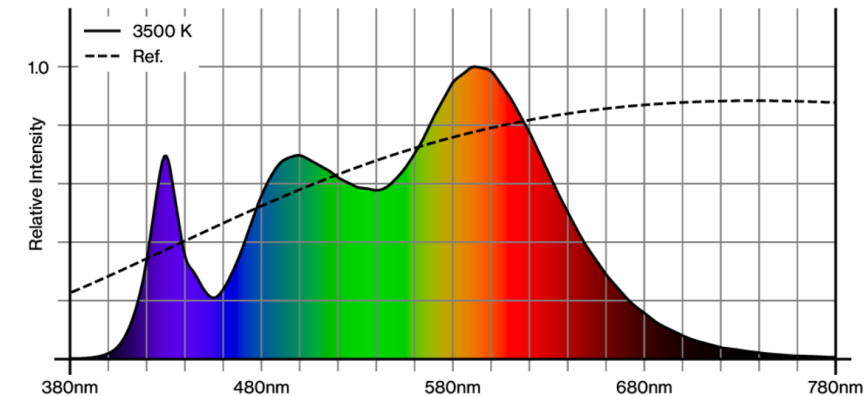
Optional electrical accessories

POWER SUPPLY PRE-WIRED with loop through function

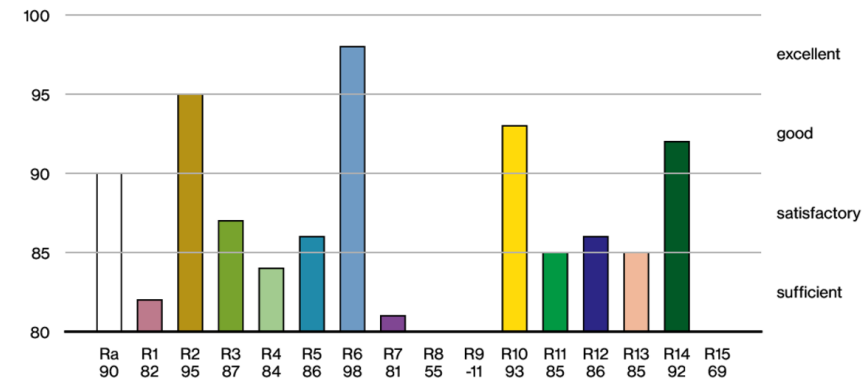
L-W-H (MM)	ARTICLE NUMBER(S)
185-30-21	002-90770
185-30-21	002-90747



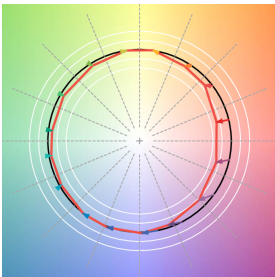
Colour rendering



CRI/R_a ≥ 83 (3500 K)



TM30 colour vector graphic



The black line represents the black body reference. The red line indicates the results of the test light source. The deviation from the test light source to the reference is shown and is marked by arrows. The shorter the arrows, the higher the color rendering.



[‘048-36012174A 002-90748’] The technical data represent rated values for an ambient temperature of 25°C. The data values for the luminous flux are initially subject to a tolerance of +/- 10%, those for the electrical connected load are initially subject to a tolerance of +/- 10%, and those for the colour temperature are initially subject to a tolerance of +/- 150 K. No liability is assumed for typographical or printing errors. The general terms and conditions of XAL GmbH apply.
© XAL GmbH · Auer-Welsbach-Gasse 36 · 8055 Graz · Austria · www.xal.com