

SASSO 60 round wallwasher/floor

semi-recessed

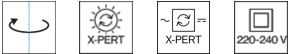
048-37011177W 002-90748



Project / Type

Notes

Count / Date



General

Ceiling | Semi-Recessed

rotation 360°

traffic white | RAL 9016

Inner colour traffic white

IP20

1090 lm

fixture 123 lm/W ¹

LED

4000 K

CRI ≥ 90

L85 / 50000 h

initial MacAdam ≤ 3 SDCM

R_g: 99 | R_r: 92 | R_{t(1-15)}: 90

MR 0.81 | MDER 0.74

Optical

wallwasher floor

PstLM ≤ 1.0 ² | SVM ≤ 0.4 ²

Electrical

DALI-2 | 1 DALI Addr.

PC2 | 220-240 V

system 10.4 W | fixture 8.9 W

36 Vf | 250 mA

Physical

diameter 72 mm | height 75 mm

0.48 kg

Cutout

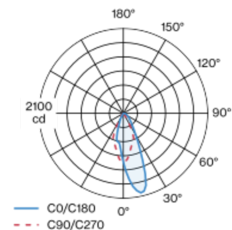
diameter 60 mm

recessed depth 110 mm

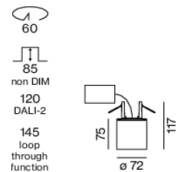
¹ incl. consideration of optical losses & internal control unit losses
² Value of containing product at full load (undimmed)

Cylindrical semi-recessed spotlight made of aluminium; surface traffic white powder coated; Inner colour lacquered in traffic white; 360° rotatable; luminaire housing can be attached to mounting plate without tools by interlock; passive cooling of the LEDs through improved heat sink geometry; no multiple shadows; light colour 4000 K; binning initial MacAdam ≤ 3 SDCM; CRI ≥ 90; min. 85% of luminous flux after 50000 operating hours; energy efficient LEDs with high CRI; with specially computed, asymmetrical reflector for homogeneous lighting intensity; high quality reflector with micro-faceted, aluminum-vaporised surface; degree of protection IP20; PC2; 220-240 V; incl. DALI-2 converter; flicker-free visual comfort through analogue current control (minimum value 1%); external converter for ceiling insertion, through-wiring suitable; light source replaceable by an authorized professional; control gear replaceable by an authorized professional;

Light distribution



Product drawing



Installation instructions



Lighting calculator

