

SASSO 60 round wallwasher

semi-recessed

048-37012117A 002-90748



Project / Type

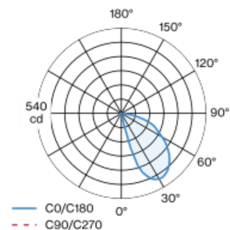
Notes

Count / Date

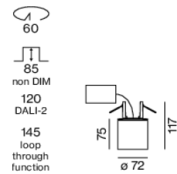


Cylindrical semi-recessed spotlight made of aluminium; surface jet black powder coated; Inner colour lacquered in traffic white; 360° rotatable; luminaire housing can be attached to mounting plate without tools by interlock; passive cooling of the LEDs through improved heat sink geometry; no multiple shadows; light colour 3500 K; CRI ≥ 90; min. 90% of luminous flux after 50000 operating hours; energy efficient LEDs with high CRI; with specially computed, asymmetrical reflector for homogeneous lighting intensity; high quality reflector with micro-faceted, aluminum-vaporised surface; degree of protection IP20; PC2; 220-240 V; incl. DALI-2 converter; flicker-free visual comfort through analogue current control (minimum value 1%); external converter for ceiling insertion, through-wiring suitable; light source replaceable by an authorized professional; control gear replaceable by an authorized professional;

Light distribution



Product drawing



General

Ceiling | Semi-Recessed

rotation 360°

jet black | RAL 9005

Inner colour traffic white

IP20

626 lm

fixture 77 lm/W ¹

LED

3500 K

CRI ≥ 90

L90 / 50000 h

MR 0.82 | MDER 0.74

Optical

wallwasher

PstLM ≤ 1.0 ² | SVM ≤ 0.4 ²

Electrical

DALI-2 | 1 DALI Addr.

PC2 | 220-240 V

system 9.5 W | fixture 8.1 W

36 Vf | 250 mA

Physical

diameter 72 mm | height 75 mm

0.48 kg

Cutout

diameter 60 mm

recessed depth 110 mm

¹ incl. consideration of optical losses & internal control unit losses
² Value of containing product at full load (undimmed)

Installation instructions



Lighting calculator



SASSO 60 round wallwasher

semi-recessed

048-37012117A 002-90748



Project / Type

Notes

Count / Date

Maintenance Factors

| Operating Time [h] | 10 000 | 20 000 | 30 000 | 40 000 | 50 000 |
|--------------------|------------------------------|--------|-------------------|---------------------------------|--------|
| LLMF | 0.963 | 0.953 | 0.943 | 0.933 | 0.923 |
| LSF | 1 | 1 | 1 | 1 | 1 |
| MF | LMF × RSMF × LLMF × LSF | | RSMF ^a | Room Surface Maintenance Factor | |
| MF | Maintenance Factor | | LLMF | Lamp Lumens Maintenance Factor | |
| LMF ^a | Luminaire Maintenance Factor | | LSF | Lamp Survival Factor | |

^a According to "CIE 97, Maintenance of indoor electric lighting systems", 2005, ISBN 3-900-734-34-8. The values must be determined by the planner.

Circuit Breaker Types

| Automatic Circuit Breaker Type | Number of Fixtures |
|--------------------------------|--------------------|
| B10 | 72 |
| B16 | 115 |
| C10 | 106 |
| C16 | 170 |

Components

POWER SUPPLY

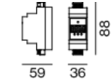
| | |
|------------|-------------------|
| L-W-H (MM) | ARTICLE NUMBER(S) |
| 165-29-21 | 002-90748 |



Optional electrical accessories

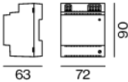
DIN RAIL LED DRIVER

| | |
|------------|-------------------|
| L-W-H (MM) | ARTICLE NUMBER(S) |
| 36-88-59 | 005-6121030 |



DIN RAIL POWER SUPPLY

| | |
|------------|-------------------|
| L-W-H (MM) | ARTICLE NUMBER(S) |
| 72-90-63 | 005-6520210 |



Optional electrical accessories

POWER SUPPLY PRE-WIRED with junction box

| |
|-------------------|
| ARTICLE NUMBER(S) |
| 002-90790A |
| 002-90748A |
| 002-90771A |
| 002-90742A |



SASSO 60 round wallwasher

semi-recessed

048-37012117A 002-90748



Project / Type

Notes

Count / Date

Optional electrical accessories

POWER SUPPLY PRE-WIRED with loop through function

| L-W-H (MM) | ARTICLE NUMBER(S) |
|------------|-------------------|
| 185-30-21 | 002-90770 |
| 185-30-21 | 002-90747 |



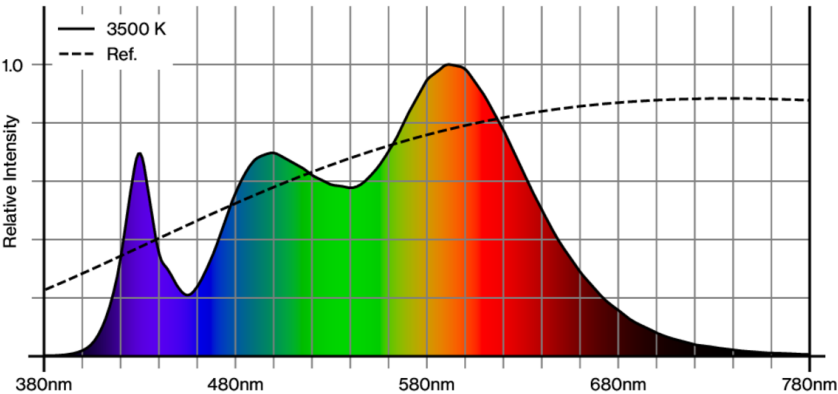
Electrical accessories

THROUGH WIRING CONNECTION BOX

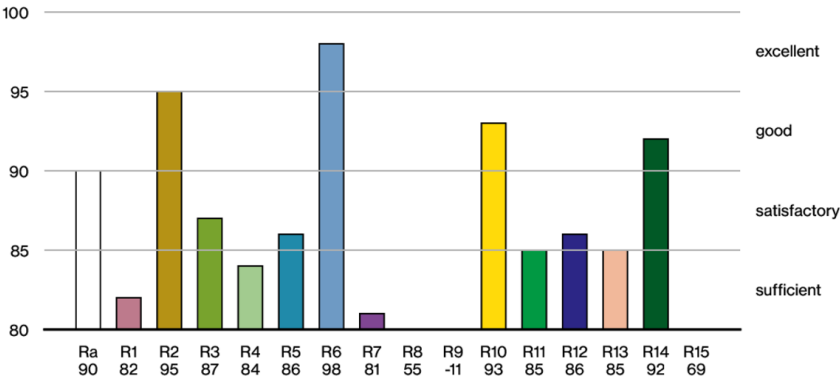
| TYPE | L-W-H (MM) | ARTICLE NUMBER(S) |
|---------------------------|------------|-------------------|
| non DIM cable ø 4 – 12 mm | 105-58-30 | 005-2531110 |
| DALI cable ø 4 – 12 mm | 105-58-30 | 005-2551110 |



Colour rendering



CRI/R_a ≥ 83 (3500 K)



[‘048-37012117A 002-90748’] The technical data represent rated values for an ambient temperature of 25°C. The data values for the luminous flux are initially subject to a tolerance of +/- 10%, those for the electrical connected load are initially subject to a tolerance of +/- 10%, and those for the colour temperature are initially subject to a tolerance of +/- 150 K. No liability is assumed for typographical or printing errors. The general terms and conditions of XAL GmbH apply.

© XAL GmbH · Auer-Welsbach-Gasse 36 · 8055 Graz · Austria · www.xal.com

07.08.2025

SASSO 60 round wallwasher

semi-recessed
048-37012117A 002-90748

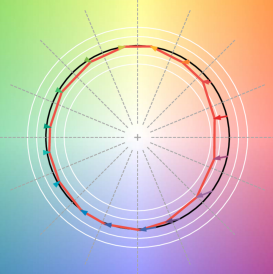


Project / Type

Notes

Count / Date

TM30 colour vector graphic



The black line represents the black body reference. The red line indicates the results of the test light source. The deviation from the test light source to the reference is shown and is marked by arrows. The shorter the arrows, the higher the color rendering.

