

SASSO 40 round wallwasher

trim 2 lamps

048-2840214A 048-2898318 002-90740



Project / Type

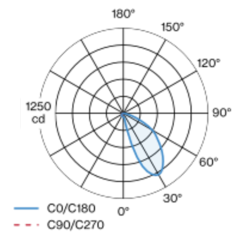
Notes

Count / Date

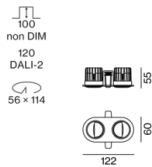


Round recessed spotlight in die-cast aluminium; 2 lamps; surface matt silver; 360° rotatable; , installation without tools in mounting set due to patented ball catch system; oval installation housing; with trim jet black; suitable for ceiling thickness of 2-25 mm; passive cooling of the LEDs through improved heat sink geometry; no multiple shadows; light colour 3500 K; CRI ≥ 90; min. 90% of luminous flux after 50000 operating hours; energy efficient LEDs with high CRI; with specially computed, asymmetrical reflector for homogeneous lighting intensity; high quality reflector with micro-faceted, aluminum-vaporised surface; PC2; 220-240 V; incl. DALI-2 converter; light source replaceable by an authorized professional; control gear replaceable by an authorized professional;

Light distribution



Product drawing



General

Ceiling | Recessed

rotation 360°

matt silver

jet black

IP20

952 lm

fixture 76 lm/W ¹

LED

3500 K

CRI ≥ 90

L90 / 50000 h

MR 0.82 | MDER 0.74

Optical

wallwasher

PstLM ≤ 1.0 ² | SVM ≤ 0.4 ²

Electrical

DALI-2 | 1 DALI Addr.

PC2 | 220-240 V

system 14.7 W | fixture 6.2 W

total fixtures 12.5 W

36 Vf | 200 mA

Physical

trim

length 122 mm | width 60 mm | height 55 mm

5.3 kg

Cutout

diameter 56 mm | length 114 mm | width 114 mm

min. ceiling thickness 2 mm | max. ceiling thickness 25 mm

recessed depth 120 mm

¹ incl. consideration of optical losses & internal control unit losses
² Value of containing product at full load (undimmed)

Installation instructions



Lighting calculator



SASSO 40 round wallwasher

trim 2 lamps

048-2840214A 048-2898318 002-90740



Project / Type

Notes

Count / Date

Maintenance Factors

Operating Time [h]	10 000	20 000	30 000	40 000	50 000
LLMF	0.963	0.954	0.945	0.937	0.928
LSF	1	1	1	1	1
MF	LMF × RSMF × LLMF × LSF		RSMF ^a Room Surface Maintenance Factor		
MF	Maintenance Factor		LLMF Lamp Lumens Maintenance Factor		
LMF ^a	Luminaire Maintenance Factor		LSF Lamp Survival Factor		

^a According to "CIE 97, Maintenance of indoor electric lighting systems", 2005, ISBN 3-900-734-34-8. The values must be determined by the planner.

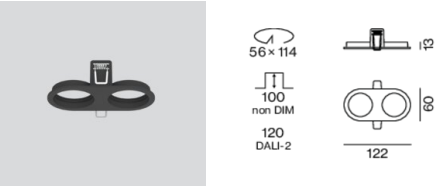
Circuit Breaker Types

Automatic Circuit Breaker Type	Number of Fixtures
B10	72
B16	115
C10	106
C16	170

Components

MOUNTING SET with trim 2 lamps

TYPE	COLOUR	L-W-H (MM)	ARTICLE NUMBER(S)
for intermediate ceilings	jet black	122-60-13	048-2898318



POWER SUPPLY

L-W-H (MM)	ARTICLE NUMBER(S)
165-29-21	002-90740

Optional electrical accessories

DIN RAIL POWER SUPPLY

L-W-H (MM)	ARTICLE NUMBER(S)
72-90-63	005-6520210



DIN RAIL LED DRIVER

L-W-H (MM)	ARTICLE NUMBER(S)
36-88-59	005-6121030



Optional electrical accessories

POWER SUPPLY PRE-WIRED with junction box

ARTICLE NUMBER(S)
002-90750A
002-90749A



SASSO 40 round wallwasher

trim 2 lamps

048-2840214A 048-2898318 002-90740



Project / Type

Notes

Count / Date

Optional electrical accessories

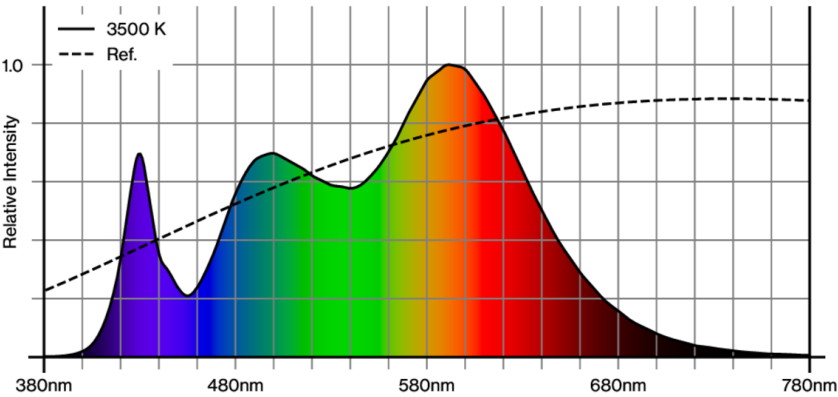
POWER SUPPLY with loop through function

L-W-H (MM)
185-30-21

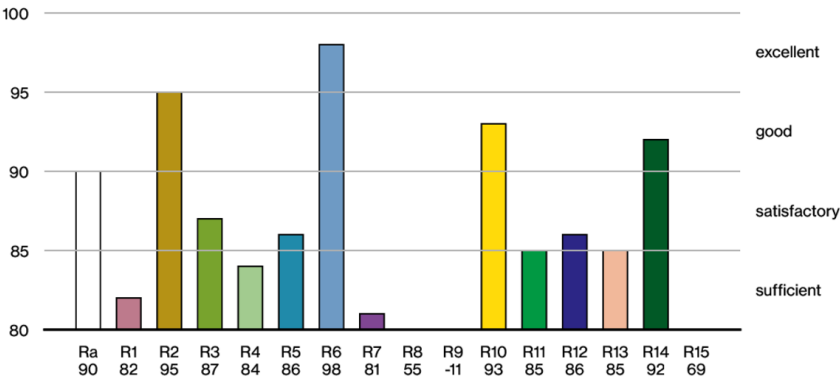
ARTICLE NUMBER(S)
002-90750
002-90749



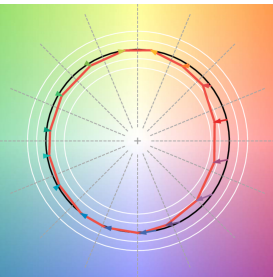
Colour rendering



CRI/R_a ≥ 83 (3500 K)



TM30 colour vector graphic



The black line represents the black body reference. The red line indicates the results of the test light source. The deviation from the test light source to the reference is shown and is marked by arrows. The shorter the arrows, the higher the color rendering.

