

# SASSO 40 round wallwasher/floor

trim


048-2840917W 048-2896318 002-90740



Project / Type

Notes

Count / Date



General

Ceiling , Recessed

rotation 360°

white , RAL 9016 <sup>1</sup>

Mounting set jet black

IP20

787 lm

fixture 113 lm/W<sup>2</sup>

LED

2700 K

CRI ≥ 90

L85 / 50000 h

initial MacAdam ≤ 3 SDCM

R<sub>g</sub>: 101 , R<sub>r</sub>: 90 , R<sub>f(1-5)</sub>: 88

MR 0.51

MDER 0.46

Optical

wallwasher floor

beam angle 53°

PstLM ≤ 1.0 <sup>3</sup>

SVM ≤ 0.4 <sup>3</sup>

Electrical

DALI-2

220-240 V

system 8.5 W

fixture 7.0 W

36 Vf

200 mA

PC2

Physical

trim

diameter 60 mm

height 51 mm

Cutout

diameter 56 mm

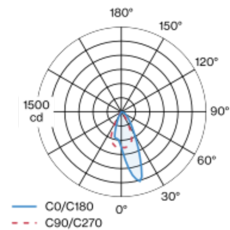
min. ceiling thickness 2 mm

max. ceiling thickness 25 mm

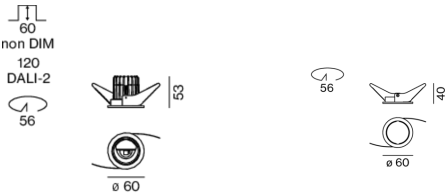
recessed depth 120 mm

Round recessed spotlight in die-cast aluminium; surface white; 360° rotatable; installation without tools in mounting set due to patented ball catch system; round installation housing; with trim jet black; suitable for ceiling thickness of 2-25 mm; passive cooling of the LEDs through improved heat sink geometry; no multiple shadows; light colour 2700 K; binning initial MacAdam ≤ 3 SDCM; CRI ≥ 90; min. 85% of luminous flux after 50000 operating hours; energy efficient LEDs with high CRI; with specially computed, asymmetrical reflector for homogeneous lighting intensity; high quality reflector with micro-faceted, aluminum-vaporised surface; PC2; 220-240 V; incl. DALI-2 converter; light source replaceable by an authorized professional; control gear replaceable by an authorized professional;

## Light distribution



## Product drawing



<sup>1</sup> RAL code  
<sup>2</sup> incl. consideration of optical losses & internal control unit losses  
<sup>3</sup> Value of containing product at full load (undimmed)

## Installation instructions



## Lighting calculator

