

# SASSO 40 round wallwasher

trimless


048-2840914A 048-2896117 002-90740



Project / Type

Notes

Count / Date



### General

Ceiling | Recessed

rotation 360°

matt silver

Mounting set traffic white

IP20

446 lm

fixture 71 lm/W<sup>1</sup>

### LED

2700 K

CRI ≥ 90

L90 / 50000 h

initial MacAdam ≤ 3 SDCM

R<sub>g</sub>: 101 | R<sub>r</sub>: 91 | R<sub>t(1-15)</sub>: 89

MR 0.56 | MDER 0.51

### Optical

wallwasher | beam angle 118°

PstLM ≤ 1.0<sup>2</sup> | SVM ≤ 0.4<sup>2</sup>

### Electrical

DALI-2

PC2 | 220-240 V

system 7.6 W | fixture 6.3 W

36 Vf | 200 mA

### Physical

trimless

diameter 56 mm | height 55 mm

5.3 kg

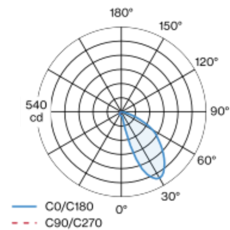
### Cutout

diameter 56 mm

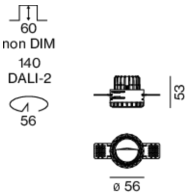
recessed depth 120 mm

Round recessed spotlight in die-cast aluminium; surface matt silver; 360° rotatable; installation without tools in mounting set due to patented ball catch system; round installation housing; for trimless installation in plasterboard ceilings; suitable for ceiling thickness of 12.5/15/25 mm; passive cooling of the LEDs through improved heat sink geometry; no multiple shadows; light colour 2700 K; binning initial MacAdam ≤ 3 SDCM; CRI ≥ 90; min. 90% of luminous flux after 50000 operating hours; energy efficient LEDs with high CRI; with specially computed, asymmetrical reflector for homogeneous lighting intensity; high quality reflector with micro-faceted, aluminum-vaporised surface; PC2; 220-240 V; incl. DALI-2 converter; light source replaceable by an authorized professional; control gear replaceable by an authorized professional;

### Light distribution



### Product drawing



<sup>1</sup> incl. consideration of optical losses & internal control unit losses  
<sup>2</sup> Value of containing product at full load (undimmed)

### Installation instructions



### Lighting calculator

