

# SASSO 60 round downlight

trim 2 lamps


048-2602914W 048-269831G 002-90790



Project / Type

Notes

Count / Date

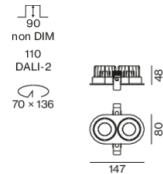


Round recessed spotlight in die-cast aluminium; 2 lamps; surface matt silver; installation without tools in mounting set due to patented ball catch system; oval installation housing; with trim white aluminium; suitable for ceiling thickness of 2-25 mm; passive cooling of the LEDs through improved heat sink geometry; with COB (Chip on Board) technology for maximum efficiency; no appearance of multiple shadows; light colour 2700 K; binning initial MacAdam  $\leq 2$  SDCM; CRI  $\geq 90$ ; min. 80% of luminous flux after 50000 operating hours; energy efficient LEDs with high CRI; incl. high quality lens system; precise radiation characteristic with 56° beam; degree of protection from below IP44 (from above IP20); PC2; 220-240 V; incl. DALI-2 converter; light source replaceable by an authorized professional; control gear replaceable by an authorized professional;

## Light distribution



## Product drawing



## General

Ceiling | Recessed

rotation 360°

matt silver

Mounting set white aluminium

front IP44 | back IP20

2080 lm

fixture 98 lm/W <sup>1</sup>

## LED

2700 K

CRI  $\geq 90$

L80 / 50000 h

initial MacAdam  $\leq 2$  SDCM

R<sub>g</sub>: 97 | R<sub>r</sub>: 91 | R<sub>t(1-5)</sub>: 87

MR 0.52 | MDER 0.47

## Optical

wide flood | beam angle 56°

PstLM  $\leq 1.0$  <sup>2</sup> | SVM  $\leq 0.4$  <sup>2</sup>

## Electrical

DALI-2 | 1 DALI Addr.

PC2 | 220-240 V

system 25.0 W | fixture 10.6 W

total fixtures 21.3 W

36 Vf | 300 mA

## Physical

trim

length 147 mm | width 80 mm | height 48 mm

4.7 kg

## Cutout

diameter 70 mm | length 70 mm | width 136 mm

min. ceiling thickness 2 mm | max. ceiling thickness 25 mm

recessed depth 100 mm

<sup>1</sup> incl. consideration of optical losses & internal control unit losses  
<sup>2</sup> Value of containing product at full load (undimmed)

## Installation instructions



## Lighting calculator



# SASSO 60 round downlight

trim 2 lamps

048-2602914W 048-269831G 002-90790



Project / Type

Notes

Count / Date

### Maintenance Factors

Operating Time [h]	10 000	20 000	30 000	40 000	50 000
LLMF	0.964	0.923	0.884	0.847	0.811
LSF	1	1	1	1	1
MF	LMF × RSMF × LLMF × LSF		RSMF <sup>a</sup>	Room Surface Maintenance Factor	
MF	Maintenance Factor		LLMF	Lamp Lumens Maintenance Factor	
LMF <sup>a</sup>	Luminaire Maintenance Factor		LSF	Lamp Survival Factor	

<sup>a</sup> According to "CIE 97, Maintenance of indoor electric lighting systems", 2005, ISBN 3-900-734-34-8. The values must be determined by the planner.

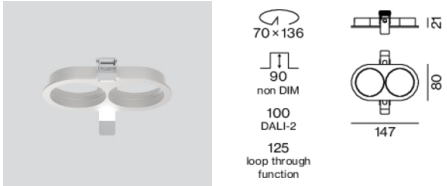
### Circuit Breaker Types

Automatic Circuit Breaker Type	Number of Fixtures
B10	72
B16	115
C10	106
C16	170

### Components

#### MOUNTING SET with trim 2 lamps

TYPE	COLOUR	L-W-H (MM)	ARTICLE NUMBER(S)
for intermediate ceilings	white aluminium	147-80-21	048-269831G



#### POWER SUPPLY

ARTICLE NUMBER(S)
002-90790



### Optional electrical accessories

#### DIN RAIL LED DRIVER

L-W-H (MM)	ARTICLE NUMBER(S)
36-88-59	005-6121030



#### DIN RAIL POWER SUPPLY

L-W-H (MM)	ARTICLE NUMBER(S)
72-90-63	005-6520210



# SASSO 60 round downlight

trim 2 lamps

048-2602914W 048-269831G 002-90790



Project / Type

Notes

Count / Date

## Optional electrical accessories

### POWER SUPPLY PRE-WIRED with junction box

ARTICLE NUMBER(S)

002-90790A

002-90748A

002-90771A

002-90742A



## Optional electrical accessories

### POWER SUPPLY PRE-WIRED with loop through function

L-W-H (MM)

185-30-21

185-30-21

ARTICLE NUMBER(S)

002-90770

002-90747



## Electrical accessories

### THROUGH WIRING CONNECTION BOX

TYPE

non DIM cable ø 4 – 12 mm

105-58-30

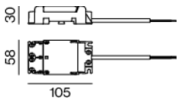
ARTICLE NUMBER(S)

005-2531110

DALI cable ø 4 – 12 mm

105-58-30

005-2551110



## Colour rendering



# SASSO 60 round downlight

trim 2 lamps

048-2602914W 048-269831G 002-90790



Project / Type

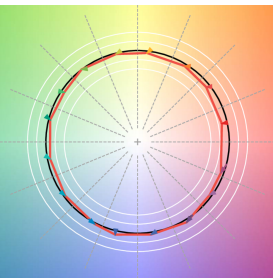
Notes

Count / Date

CRI/R<sub>a</sub> ≥ 91 R<sub>e</sub> ≥ 87 (2700 K)



## TM30 colour vector graphic



The black line represents the black body reference. The red line indicates the results of the test light source. The deviation from the test light source to the reference is shown and is marked by arrows. The shorter the arrows, the higher the color rendering.

