

SASSO 60 round downlight trimless soft acoustic ceiling

048-2602219S 048-2696197 002-90790





Project / Type _____

Notes _____

Count / Date _____



General

Ceiling , Recessed _____

rotation 360° _____

gold , RAL 260-M ¹ _____

Mounting set signal white for acoustic ceilings _____

front IP44 , back IP20 _____

901 lm _____

fixture 83 lm/W² _____

LED

3500 K _____

CRI ≥ 90 _____

initial MacAdam ≤ 2 SDCM _____

R_g: 99 , R_f: 90 , R₍₁₋₁₅₎: 87 _____

MR 0.6 _____

MDER 0.54 _____

Optical

spot _____

beam angle 15° _____

UGR ≤ 13 _____

PstLM ≤ 1.0 ³ _____

SVM ≤ 0.4 ³ _____

Electrical

DALI-2 _____

220-240 V _____

system 12.8 W _____

fixture 10.9 W _____

36 Vf _____

300 mA _____

PC2 _____

1 DALI Addr. _____

Physical

trimless for acoustic ceiling _____

diameter 80 mm _____

height 48 mm _____

5 kg _____

Cutout

diameter 74 mm _____

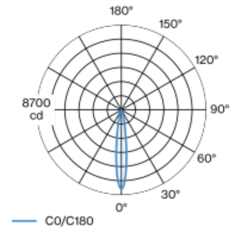
min. ceiling thickness 25 mm _____

max. ceiling thickness 40 mm _____

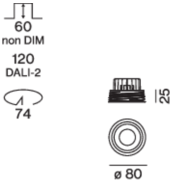
recessed depth 120 mm _____

Round recessed spotlight in die-cast aluminium; 1 lamp; surface gold; installation without tools in mounting set due to patented ball catch system; round installation housing; signal white for acoustic ceilings; for trimless installation in soft acoustic ceilings; suitable for ceiling thickness of 25-40 mm; passive cooling of the LEDs through improved heat sink geometry; with COB (Chip on Board) technology for maximum efficiency; no appearance of multiple shadows; light colour 3500 K; binning initial MacAdam ≤ 2 SDCM; CRI ≥ 90; energy efficient LEDs with high CRI; incl. high quality lens system; precise radiation characteristic with 15° beam; UGR ≤ 13; degree of protection from below IP44 (from above IP20); PC2; 220-240 V; incl. DALI-2 converter; light source replaceable by an authorized professional; control gear replaceable by an authorized professional;

Light distribution



Product drawing



¹ RAL code

² incl. consideration of optical losses & internal control unit losses

³ Value of containing product at full load (undimmed)

Installation instructions



Lighting calculator

